



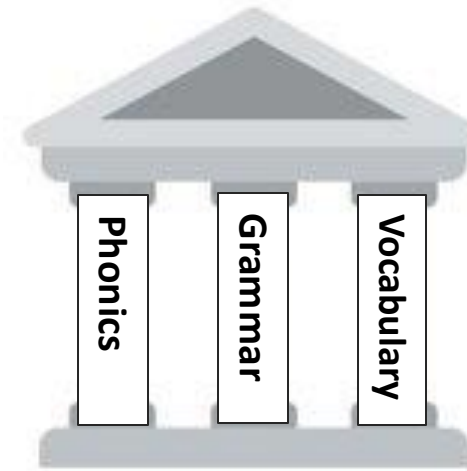
Exmouth Community College

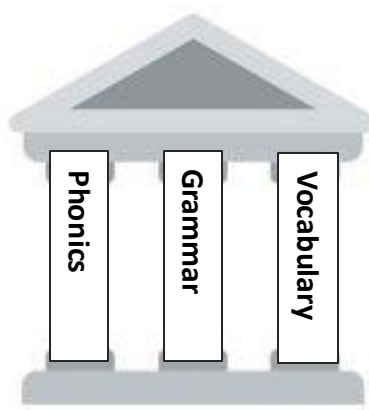
Year 9 Spanish

Knowledge Organiser



- The Present Tense
- PALMS and free time activities
- The Preterite Tense
- School
- Food and drink





Why learn Spanish phonics?

Spanish is a phonetical language therefore learning the different sounds and practising them will help you with your pronunciation.

If you learn the different phonics (sounds) this will help you say words you are learning, de-code new words that you hear and help you with your spelling.






Why learn Spanish grammar?

Grammar forms the building blocks of a language, for example the word order of a sentence or how to write about the past, present and future. Learning grammatical concepts and structures will help you communicate confidently in Spanish. It allows you to put together sentences along with the vocabulary that you learn. When it is embedded into your memory, it helps you to progress and make learning Spanish easier.

Why learn Spanish vocabulary?

Having a wide vocabulary base enables to do more and understand more. The more words you know and can use the more confident you will feel when learning Spanish.

The 2,000 most common words in a language are the ones most seen in written and spoken language.

<p>a</p>  <p>alto</p>	<p>e</p>  <p>elefante</p>	<p>i</p>  <p>idea</p>	<p>o</p>  <p>yo</p>	<p>u</p>  <p>universo</p>	<p>ll libro</p>  <p>llamar</p>
<p>ca</p>  <p>casa</p>	<p>co</p>  <p>comer</p>	<p>cu</p>  <p>cuerpo</p>	<p>ce</p>  <p>cerca</p>	<p>ci</p>  <p>cierto</p>	<p>z</p>  <p>zona</p>
<p>ga</p>  <p>ganar</p>	<p>go</p>  <p>gol</p>	<p>gu</p>  <p>preguntar</p>	<p>ge</p>  <p>gente</p>	<p>gi</p>  <p>imaginar</p>	<p>j</p>  <p>ojo</p>
<p>ñ mano</p>   <p>español</p>	<p>v celebrar</p>  <p>ver</p>	<p>rr pero</p>   <p>perro</p>	<p>h</p>  <p>hablar</p>	<p>porque</p>  <p>que</p>  <p>quiero</p>	<p>guerra</p>  <p>gue</p>  <p>guitarra</p>



Unit 11 Grammar Time!

In unit 11 you will learn:

- how to conjugate regular -ir verbs

You will also learn how to ask questions about:-

- where you live
- describing where you live

Grammar

- how to conjugate regular verbs
- adjectival agreements

Phonics:

- **SSC [j]**
- **SSC [n]/[ñ]**
- * From NCELP Year 8 phonics: **strong vowels [a], [e], [o]**


You will also revisit:

- How to use adjectives and nouns to talk about where you live.
- Spanish speaking countries

Tier 2 & 3 Vocabulary Definitions.

Subject Pronouns

The subject pronouns indicates **the person doing the verb.**
e.g. **I, you, he/she**



Tenses

The **tense** tells us **when** something happens.

E.g.

The **past**: I lived

The **present**: I live

The **future**: I will live

The infinitive

The infinitive is the **basic form of a verb** with no person doing the action e.g. **to see, to jump, to talk**

Spanish examples

Hablar = to speak

Vivir = to live

Tener = to have

Conjugation

Conjugation is when you **change the verb** according to **who** it doing it

e.g. **Tener to have**

Tengo I have

Tienes You have

Tiene He/She has

There are **3** main **types of verb** in **Spanish**

-ar verbs end in -ar

e.g. hablar = to speak

-er verbs end in -er

e.g. comer = to eat

-ir verbs end in -ir

e.g. vivir = to live

Grammar Time

VIVIR – to live



<p>[Yo] vivo</p> <p>[tú] vives</p> <p>[él] vive</p>	<p>en una casa</p>	<p>bonita [beautiful] enorme [enormous] fea [ugly] grande [big] moderna [modern] nueva new pequeña [small] antigua/vieja [old]</p>	<p>en las afueras. [on the outskirts]</p> <p>en el campo. [in the countryside]</p> <p>en el centro de la ciudad. [in the city centre]</p>
<p>[ella] vive</p> <p>[nosotros] vivimos</p> <p>[vosotros] vivís</p>	<p>en un piso</p>	<p>bonito [beautiful] enorme [enormous] feo [ugly] grande [big] moderno [modern] nuevo [new] pequeño [small] antiguo/viejo [old]</p>	<p>en la costa. [on the coast]</p> <p>en la montaña. [in the mountain]</p> <p>en una zona residencial. [in a residential area]</p>
<p>[ellos] viven</p> <p>[ellas] viven</p>	<p>en Chile. en Colombia. en España. en Perú. en Ecuador. en México. en los Estados Unidos. [in the United States/America]</p>		

Unit 11 Grammar Time

The Present Tense. Regular –ar verbs, -er and –ir verbs

Regular –ar verb

Hablar = to speak

1. Remove the –ar,
2. Add the correct ending:

Yo hablo	I speak
Tú hablas	You speak
Él/ Ella habla	He/She speaks
Nosotros hablamos	We speak
Vosotros habláis	You all speak
Ellos/Ellas hablan	They speak

Regular –er verb

Comer = to eat

1. Remove the –er,
2. Add the correct ending:

Yo como	I eat
Tú comes	You eat
Él/ Ella come	He/She eats
Nosotros comemos	We eat
Vosotros coméis	You all eat
Ellos/Ellas comen	They eat

Regular –ir verb

Vivir = to live

1. Remove the –ir,
2. Add the correct ending:

Yo vivo	I live
Tú vives	You live
Él/ Ella vive	He/She lives
Nosotros vivimos	We live
Vosotros vivís	You all live
Ellos/ Ellas viven	They live

	-ar	-er	-re
I = Yo	o	o	o
You = Tú	as	es	es
He/She = Él/ Ella	a	e	e
We = Nosotros	amos	emos	imos
You all = Vosotros	áis	éis	ís
They = Ellos/ Ellas	an	en	en

Tier 2 & 3 Vocabulary Definitions.

Unit 12 PALMS & free time activities

In unit 12 you will learn:

- how to describe a picture and talk about free time activities

You will also learn how to ask questions about:-

- What is on a photo
- What you do in your free time

Grammar

- how to **conjugate regular -er verbs**
- **adjectival agreements**

Phonics

- * From NCELP Year 8 phonics: **weak vowels [i], [u]**
- **Final syllable stress**
- **Final syllable stress**


You will also revisit:

- The present tense
- Adjectival agreements

Subject Pronouns

The subject pronouns indicates **the person doing the verb.**

e.g. **I, you, he/she**



Tenses

The **tense** tells us **when** something happens.

E.g.

The **past**: I lived

The **present**: I live

The **future**: I will live

The infinitive

The infinitive is the **basic form of a verb** with no person doing the action e.g. **to see, to jump, to talk**

French examples:

Hablar = to speak

Vivir = to live

Tener = to have

Conjugation

Conjugation is when you **change the verb** according to **who** it doing it

e.g. **Tener to have**

Tengo I have

Tienes You have

Tiene He/She has

There are **3** main **types of verb** in French:

-ar verbs end in -ar

e.g. **hablar** = to speak

-er verbs end in -er

e.g. **comer** = to eat

-ir verbs end in -ir

e.g. **vivir** = to live

People
Action
Location
Mood
Season




Unit 12: PALMS & FREE TIME

P

Hay There is/ there are

un hombre	a man
una mujer	a woman
una pareja	a couple
un chico/una chica	a boy/a girl
___ personas	___ people
mucha gente	lots of people



A



Está(n) He/She is. They are

bebiendo	(drinking)
caminando	(walking)
comiendo	(eating)
corriendo	(running)
jugando (al)	(playing)
leyendo	(reading)
llevando	(wearing)
riendo	(laughing)
sonriendo	(smiling)
trabajando	(working)
estudiando	(studying)



Lleva(n)

un jersey	a jumper
una camiseta	a t-shirt
una camisa	a shirt
una falda	a skirt
unos pantalones	trousers
una chaqueta	a coat
unas botas	boots
unos zapatos	shoes
unos zapatillas deportivas	trainers

En la foto se ve...

En la imagen, veo...

A la derecha, hay...

A la izquierda, hay...

En el centro, hay...

En el primer fondo hay...

En el fondo, hay...

In the photo, one can see...

In the image, I see...

On the right, there is/are...

On the left, there is/are...

In the centre, there is/are...

In the foreground, there is/are...

In the background, there is/are...



S

Hace calor	It's hot
Hace sol	It's sunny
Hace frío	It's cold
Hace buen tiempo	It's good weather
Hace mal tiempo	It's bad weather
Hace viento	It's windy
Está lloviendo	It's raining
Está nevando	It's snowing



M

Parece(n) He/She seems. They seem

feliz / contento/a(s)	happy
triste(s)	sad
cansado/a(s)	tired



(No) me gusta la foto porque I (don't) like the photo because

me pone feliz / triste	it makes me happy/sad
me preocupa	it worries me
me hace pensar (sobre)	it makes me think (about)

L



Está(n) He/She is. They are

en casa	at home
en el jardín	in the garden
en el parque	in the park
en la playa	on the beach
el un pueblo/una ciudad	in a town/city
en una tienda	in a shop
en un colegio/un aula	in a school/classroom
En España	in Spain

cerca de	near	lejos de	far
----------	------	----------	-----

I can describe a photo and say what I do in my free time

¿Qué hay en la foto?

What is on the photo?

¿Qué haces en tu tiempo libre?

What do you do in your free time?

<p>A veces Sometimes</p> <p>Entre semana On weekdays</p> <p>Los fines de semana At the weekend</p> <p>Cuando tengo tiempo When I have time</p>	<p>juego I play</p> <p>mi amiga María juega my friend Marie plays</p>	<p>al baloncesto basketball al bádminton badminton</p> <p>al fútbol football al tenis tennis al golf golf</p> <p>a las cartas cards al ajedrez chess</p> <p>a los videojuegos video games</p> <p>con mis amigos with my friends</p> <p>con sus amigos with his/her friends</p>
<p>Cuando está despejado When the sky is clear</p> <p>Cuando está nublado When it is cloudy</p> <p>Cuando hace buen tiempo When the weather is good</p> <p>Cuando hace mal tiempo When the weather is bad</p> <p>Cuando hace calor When it is hot</p>	<p>hago I do</p> <p>mi amigo Lionel hace my friend Lionel does</p>	<p>deporte sport</p> <p>footing jogging</p> <p>esquí skiing</p> <p>escalada climbing</p> <p>ciclismo cycling</p> <p>equitación horse-riding</p> <p>natación swimming</p> <p>senderismo hiking alpinismo mountain climbing</p> <p>atletismo athletics</p> <p>los deberes homework</p>
<p>Cuando hace frío When it is cold</p> <p>Cuando hace sol When it is sunny</p> <p>Cuando hace viento When it is windy</p> <p>Cuando hay niebla When it is foggy</p> <p>Cuando hay tormentas When it is stormy</p> <p>Cuando llueve When it rains</p>	<p>voy I go</p> <p>mi amigo va my friend (m) goes</p> <p>mi amiga va my friend (f) goes</p>	<p>al centro comercial to the shopping centre</p> <p>al polideportivo to the sports centre</p> <p>al gimnasio to the gym</p> <p>al parque to the park</p> <p>al campo to the countryside a la montaña to the mountains</p> <p>de pesca fishing</p> <p>a la piscina to the swimming pool a la playa to the beach</p> <p>en bici on a bike ride</p> <p>a casa de mi amigo/a to my friend's house a casa de su amigo/a to his/her friend's house</p> <p>de marcha clubbing</p>
<p>Cuando nieva When it snows</p>	<p>me quedo I stay</p> <p>Felipe/ María se queda Maria/ Phillip stays</p>	<p>en mi casa at my home</p> <p>en mi habitación in my room</p> <p>en su casa at his/her home</p> <p>en su habitación in his/her room</p>

Unit 13 The Preterite Tense

In unit 13 you will learn:

- how to talk about completed activities you did in the past

You will also learn how to ask questions about:-

- What people did in the past

Grammar

- How to use the preterite tense with regular verbs, plus “I went” and “it was” (irregular verbs).

Phonics

- * From NCELP Year 8 phonics: **Penultimate syllable stress**
- **Penultimate syllable stress**
- **final syllable stress [revisited]**


You will also revisit:

- Free time activities

Subject Pronouns

The subject pronouns indicates **the person doing the verb.**

e.g. **I, you, he/she**



The infinitive

The infinitive is the **basic form of a verb** with no person doing the action e.g. **to see, to jump, to talk**

French examples:

Hablar = to speak

Vivir = to live

Tener = to have

Tenses

The **tense** tells us **when** something happens.

E.g.

The **past**: I lived

The **present**: I live

The **future**: I will live

There are **3** main **types of verb** in French:

-ar verbs end in -ar
e.g. **hablar** = to speak

-er verbs end in -er
e.g. **comer** = to eat

-ir verbs end in -ir
e.g. **vivir** = to live

The Preterite Tense

The Preterite Tense is the tense you use to

talk about **completed actions in the past**

e.g. I **played**, I **ate**, I **drank**, I **went**

Unit 13

I can use the pterite tense to talk about completed actions in the past

¿Qué hiciste ayer?

What did you do yesterday?

¿Qué hiciste el fin de semana pasado?

What did you do last weekend?

<p>Ayer Yesterday El fin de semana pasado Last weekend Sábado pasado last Saturday Domingo pasado Last Sunday La semana pasada Last week El año pasado Last year Recientemente Recently</p>	<p>jugué I played jugaste you played jugó he/she played jugamos we played jugasteis you played jugaron they played</p> <p>mi amiga María jugó my friend Marie played mis amigos jugaron my friends played</p>	<p>al baloncesto basketball al bádminton badminton al fútbol football al tenis tennis al golf golf a las cartas cards al ajedrez chess aux jeux vidéo video games con mis amigos with my friends con sus amigos with his/her friends</p>	<p>y fue and it was</p> <p>pero fue but it was</p> <p>sin embargo fue however it was</p>	<div style="border: 1px solid black; padding: 5px; width: fit-content; margin: auto;"> <p>muy very bastante quite realmente really un poco a bit</p> </div>
	<p>hice I did hiciste you did hizo he/she /we did hicimos we did hicisteis you did hicieron they did</p> <p>mi amigo Felipe hizo my friend Lionel did mis amigos hicieron my friends did</p>	<p>deporte sport footing jogging esquí skiing escalada climbing ciclismo cycling equitación horse-riding natación swimming senderismo hiking alpinismo mountain climbing atletismo athletics los deberes homework</p>		<p>guay cool súper super divertido fun interesante interesting genial great estupendo wonderful/ great difícil difficult fatigante tiring aburrido boring</p>
	<p>fui I went</p> <p>mi amiga Anna fue my friend Anna went</p>	<p>al centro comercial to the shopping centre al polideportivo to the sports centre al gimnasio to the gym al parque to the park al campo to the countryside a la montaña to the mountains de pesca fishing a la piscina to the swimming pool a la playa to the beach a casa de mi amigo/a to my friend's house a casa de su amigo/a to his/her friend's house en bici on a bike ride de marcha clubbing</p>		
<p>en mi casa at my home en su casa at his/her home en mi habitación in my room en su habitación in his/her room</p>				

The preterite tense - regular verbs

Most are **regular** in the . This means that they follow a pattern.

For regular verbs, the preterite is formed by removing the **-ar / -ir / -er** endings from the and adding the following preterite endings:

	hablar (to speak)	comer (to eat)	recibir (to receive)
I (yo)	<i>hablé</i>	<i>comí</i>	<i>recibí</i>
You (tú)	<i>hablaste</i>	<i>comiste</i>	<i>recibiste</i>
He/She (él/ella)	<i>habló</i>	<i>comió</i>	<i>recibió</i>
We (nosotros)	<i>hablamos</i>	<i>comimos</i>	<i>recibimos</i>
You all (vosotros)	<i>hablasteis</i>	<i>comisteis</i>	<i>recibisteis</i>
They (ellos/ellas)	<i>hablaron</i>	<i>comieron</i>	<i>recibieron</i>

***Also: hice = I did/made, fui = I went & fue = it was**

Unit 14 School

In unit 14 you will learn:

- To give and justify your opinion of school subjects.
- To say what time you have each subject

You will also learn how to ask questions about:-

- What people's favourite subject is.
- The time

Grammar

- Adjectives and intensifiers

Phonics

- * From NCELP Year 8 phonics: ante-penultimate syllable stress
- SSCs [CA], [CO], [CU] [revisited]
- Suffix '-ción' and spelling rules

You will also revisit:

- Opinions
- Adjectives

Tier 2 & 3 Vocabulary Definitions.

Adjectives

Adjectives are words which **describe** someone or something.

E.g. A **tall** man, a **green** jumper.



Intensifiers/ Adverbs

Intensifiers/ adverbs **strengthen the meaning of adjectives**

e.g. **very, quite, really, extremely**

El francés es **muy** interesante
= French is **very** interesting

Unit 14

¿Qué es tu asignatura favorita?
¿Qué hora es?

What is your favourite subject?
What time is it?

I can give my opinion about school subjects and say what happens at different times

<p>Me encanta/ Me mola/ Me chifla I love</p> <p>Me gusta mucho I really like/ like alot</p> <p>Me gusta I like</p> <p>Prefiero I prefer</p> <p>No me gusta I don't like</p> <p>No me gusta nada I don't like *** at all</p> <p>Detesto/ Odio I hate</p>	<p>el francés French el inglés English el español Spanish la física physics la química chemistry la biología biology la informática IT/ computing la tecnología technology el comercio business studies la historia history la geografía geography la religión religion la educación física PE el dibujo art la fotografía photography el teatro drama la música music</p>	<p>porque because</p>	<p>en mi opinión in my opinion pienso que I think that me parece que I think that creo que I think/ believe that</p>	<p>es it is</p>	<p>singular</p> <p>demasiado too muy very bastante quite realmente really un poco a bit increíblemente incredibly extremadamente extremely</p> <p>plural</p>	<p>divertido/a fun/ funny interesante interesting genial great estupendo/a wonderful/ great fácil easy difícil difficult duro/a hard fatigante tiring aburrido/a boring práctico/a practical útil useful inútil useless</p>	<p>pero but</p> <p>sin embargo / aunque however</p> <p>por otro lado on the other hand</p>
<p>Me encantan/ Me molan/ Me chiflan I love</p> <p>Me gustan mucho I really like/ like alot</p> <p>Me gustan I like</p> <p>Prefiero I prefer</p> <p>No me gustan I don't like</p> <p>No me gustan nada I don't like *** at all</p> <p>Detesto/ Odio I hate</p>	<p>los idiomas languages las ciencias science las matemáticas maths</p>			<p>el profesor/ la profesora es demasiado estricto/a the teacher is too strict el profesor/ la profesora es muy simpático/a the teacher is very nice tenemos muchos deberes we have lots of homework es mi asignatura favorita it's my favourite subject</p>	<p>divertidos/as fun/ funny interesantes interesting geniales great estupendos/as wonderful/ great fáciles easy difíciles difficult duros/as hard fatigantes tiring aburridos/as boring prácticos/as practical útiles useful inútiles useless</p>	<p>además furthermore</p>	

Unit 14

I can give my opinion about school subjects and say what happens at different times

¿Qué es tu asignatura favorita?
¿Qué hora es?

What is your favourite subject?
What time is it?

<p>Tengo una clase de frances I have a <u>French</u> lesson</p> <p>El instituto/ colegio/ La escuela empieza School starts</p> <p>El recreo es Breaktime is</p> <p>La hora del amuerzo es Lunchtime is</p> <p>Vuelvo en casa I return home</p>	<p>a at</p>	<p>la una one o'clock</p>	<p>menos cinco five to</p> <p>menos diez ten to</p> <p>menos cuarto quarter to</p> <p>menos veinte twenty to</p> <p>menos veinticinco twenty-five to</p>
		<p>las dos two o'clock</p> <p>las tres three o'clock</p> <p>las cuatro four o'clock</p> <p>las cinco five o'clock</p> <p>las seis six o'clock</p> <p>las siete seven o'clock</p> <p>las ocho eight o'clock</p> <p>las nueve nine o'clock</p> <p>las diez ten o'clock</p> <p>las once eleven o'clock</p> <p>las doce/ mediodía/ medianoche twelve o'clock/ midday/ midnight</p>	<p>y cinco five past</p> <p>y diez ten past</p> <p>y cuarto quarter past</p> <p>y veinte twenty past</p> <p>y veinticinco twenty-five past</p> <p>y media half past</p>



Unit 15 Food and drink.

In unit 15 you will learn:

- To say a range of Spanish food and drink.
- To talk about the food you eat and why.
- To order food in a restaurant

You will also learn how to ask questions about:-

- What people eat for different meals.
- If people eat a balanced diet.

Grammar

- Negatives

Phonics

- * From NCELP Year 8 phonics: SSCs [cue], [cua], [cui] [revisited]
- to accurately spell words that contain SSCs [I] and [II]
- SSCs [ce] & [ci] [revisited]

You will also revisit:

- Opinions
- The present tense

Tier 2 & 3 Vocabulary Definitions.

Negatives

Negative words are words like “**don’t**” “**never**” and “**nothing**”.

In Spanish you add the negative **before the verb**:

No he terminado.

I haven't finished.

Nunca voy a terminar.

I'm never going to finish.



Unit 15

I can name a range of Spanish food and drink, talk about the food I eat and why and order food in a restaurant.

¿Qué desayunas/ almuerzas/ cenas?
¿Comes una dieta equilibrada?

What do you eat for breakfast/ lunch/dinner?
Do you eat a balanced diet?

<p>Generalmente Generally</p> <p>Normalmente Normally</p> <p>Cuando tengo hambre When I'm hungry</p> <p>Cuando tengo sed When I'm thirsty</p>	<p>para el desayuno for breakfast</p> <p>para el amuerzo for lunch</p> <p>para la cena for dinner</p>	<div style="border: 1px solid black; padding: 5px; text-align: center; margin-bottom: 10px;"> <p>!</p> <p>After a negative, <u>remove</u> the un/una/ el/ la/ los/ las</p> </div> <p>como I eat bebo I drink tomo I have (+ food/ drink)</p> <p>no como I don't eat no como mucho I don't eat a lot nunca como I never eat no como nada I don't eat anything</p> <p>no bebo I don't drink no bebo mucho I don't eat a lot nunca bebo I never drink no bebo nada I don't drink anything</p> <p>no tomo I don't have no tomo mucho I don't have a lot nunca tomo I never have no tomo nada I don't have anything</p> <div style="border: 1px solid black; padding: 5px; text-align: center; margin-top: 10px;"> <p>!</p> <p>The verb tomar = to have + food/ drink</p> </div>	<div style="text-align: center; color: yellow; font-weight: bold; font-size: 2em; margin-bottom: 10px;">→</div> <p>cereales some cereal tostadas some toast pan some bread con mantequilla with some butter con mermelada with some jam un huevo an egg</p> <p>un yogur a yoghurt fruta fruit una manzana an apple un plátano a banana un sándwich/ un bocadillo de queso a cheese sandwich un sándwich/ un bocadillo de jamón a ham sandwich una ensalada a salad patatas fritas crisps/ chips/ fries</p> <p>pollo chicken carne (roja) (red) meat/ beef un hamburguesa a burger salchichas sausages pescado fish espaguetis spaghetti pasta pasta arroz rice verduras some vegetables</p> <div style="border: 1px solid black; padding: 2px; display: inline-block; margin-top: 10px;"> <p>con with</p> </div> <p style="text-align: center; margin-top: 20px;"><u>PTO for desserts and drinks!</u></p>	<p>porque because</p> <p>pero but</p> <p>sin embargo however</p>	<p>me encanta I love it no me gusta I don't it detesto I love it</p> <p>es delicioso/a it's delicious es riquísimo/a it's delicious es rico/a it's delicious es asqueroso/a it's disgusting</p> <p>es rápido it's fast es sustancioso/a it's filling</p> <p>contiene muchas vitaminas it contains lots of vitamins</p> <p>tengo una dieta equilibrada I have a balanced diet sigo una dieta sana I follow a healthy diet es sano/a it's healthy</p> <p>evito la comida rápida I avoid fast food</p> <p>es malo por la salud it's bad for your helath</p> <p>soy vegano/a I am vegan soy vegetariano/a I am vegetarian</p>
---	--	---	---	---	--

Postres y bebidas
Desserts and drinks

!
After a negative, remove
the un/una/ el/ la/ los/
las

- un helado**
an ice-cream
***una bola de**
a scoop of
un helado de vainilla
a vanilla ice-cream
un helado de fresa
a strawberry ice-cream
un helado de chocolate
a chocolate ice-cream
un flan a crème caramel
un pastel a cake
- un té** a tea
*** con leche** with milk
un café a coffee
un chocolate caliente a hot
chocolate
- un zumo de naranja** an orange
juice
un zumo de piña a pineapple juice
un vaso de agua a glass of water
un vaso de leche a glass of milk
una limonada a lemonade
una coca a Coca-Cola

Unit 15

I can name a range of Spanish food and drink, talk about the food I eat and why and order food in a restaurant.

En un restaurante

A = camarero/a waiter/waitress

B = cliente/a customer

- B. Buenos días/ buenas noches ¿Hay una mesa libre?**
Hello/ good evening. Is there a free table?
- A. Buenos días/ buenas noches. ¿Para cuántas personas?**
Hello/ good evening sir/ madam. For how many people?
- B. Para dos/tres/cuatro personas por favor.**
For 2/3/4 people please.

A la mesa at the table

- A. ¿Qué le gustaría beber?**
What would you like to drink?
- A. Quisiera un/una ***** I would like a ***
- A. Aquí tiene.** Here you are.
- B. Muchas gracias.** Thank you very much.
- A. ¿Qué desea como entrada?**
What would you like as a starter?
- A. Quisiera ***.** I would like ***.
- A. Vale. ¿Y de segundo?** Okay, and for your main course?
- B. Quisiera ***.** I would like ***.
- A. ¿Y de postre?** And for dessert?
- B. Quisiera ***.** I would like ***.

Más tarde....later...

- B. La cuenta por favor.** The bill please.
- A. Aquí tiene.** Here you are.

El menú

Primer plato

Ensalada fresca
Pan con paté
Gazpacho

Segundo plato

Filete de ternera con patatas fritas
Pescado con verdura
Pastel de verdura

Postres

Pastel de chocolate
Natillas con galleta
Arroz con leche

Tapas



patatas bravas



champiñones



gambas al ajillo



tortilla española



calamares



pulpo

El alfabeto Español

A ah	E eh	J ho-ta	N eh-neh	R erre	W oo-beh doh-bleh
B beh	F e-feh	K kah	Ñ eh-yeh	S esseh	X eh-kis
C theh	G heh	L eh-leh	O oh	T teh	Y ee gri-yegah
CH ch eh	H a-cheh	LL eh-yeh	P peh	U ooh	Z theta
D deh	I ee	M eh-meh	Q koo	V oo-beh	

~ Las cifras / los números ~

0 cero	10 diez	20 veinte	30 treinta	40 cuarenta	50 cincuenta	60 sesenta	70 setenta	80 ochenta	90 noventa
1 uno	11 once	21 veintiuno	31 treinta y uno	41 cuarenta y uno	51 cincuenta y uno	61 sesenta y uno	71 setenta y uno	81 ochenta y uno	91 noventa y uno
2 dos	12 doce	22 veintidós	32 treinta y dos	42 cuarenta y dos	52 cincuenta y dos	62 sesenta y dos	72 setenta y dos	82 ochenta y dos	92 noventa y dos
3 tres	13 trece	23 veintitrés	33 treinta y tres	43 cuarenta y tres	53 cincuenta y tres	63 sesenta y tres	73 setenta y tres	83 ochenta y tres	93 noventa y tres
4 cuatro	14 catorce	24 veinticuatro	34 treinta y cuatro	44 cuarenta y cuatro	54 cincuenta y cuatro	64 sesenta y cuatro	74 setenta y cuatro	84 ochenta y cuatro	94 noventa y cuatro
5 cinco	15 quince	25 veinticinco	35 treinta y cinco	45 cuarenta y cinco	55 cincuenta y cinco	65 sesenta y cinco	75 setenta y cinco	85 ochenta y cinco	95 noventa y cinco
6 seis	16 dieciséis	26 veintiséis	36 treinta y seis	46 cuarenta y seis	56 cincuenta y seis	66 sesenta y seis	76 setenta y seis	86 ochenta y seis	96 noventa y seis
7 siete	17 diecisiete	27 veintisiete	37 treinta y siete	47 cuarenta y siete	57 cincuenta y siete	67 sesenta y siete	77 setenta y siete	87 ochenta y siete	97 noventa y siete
8 ocho	18 dieciocho	28 veintiocho	38 treinta y ocho	48 cuarenta y ocho	58 cincuenta y ocho	68 sesenta y ocho	78 setenta y ocho	88 ochenta y ocho	98 noventa y ocho
9 nueve	19 diecinueve	29 veintinueve	39 treinta y nueve	49 cuarenta y nueve	59 cincuenta y nueve	69 sesenta y nueve	79 setenta y nueve	89 ochenta y nueve	99 noventa y nueve

100 = cien 1000 = mil