

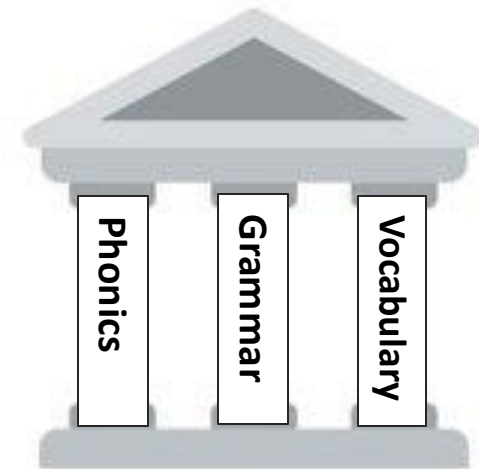


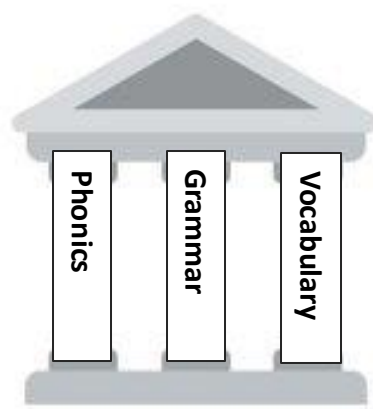
# Exmouth Community College

## Year 8 Spanish

### Theme 1: Identity and relationships

### Knowledge Organiser





### **Why learn Spanish phonics?**

Spanish is a phonetical language therefore learning the different sounds and practising them will help you with your pronunciation.

If you learn the different phonics (sounds) this will help you say words you are learning, de-code new words that you hear and help you with your spelling.

### **Why learn Spanish grammar?**

Grammar forms the building blocks of a language, for example the word order of a sentence or how to write about the past, present and future. Learning grammatical concepts and structures will help you communicate confidently in Spanish. It allows you to put together sentences along with the vocabulary that you learn. When it is embedded into your memory, it helps you to progress and make learning Spanish easier.

### **Why learn Spanish vocabulary?**

Having a wide vocabulary base enables to do more and understand more. The more words you know and can use the more confident you will feel when learning Spanish.

The 2,000 most common words in a language are the ones most seen in written and spoken language.

<p><b>a</b></p>  <p>alto</p>	<p><b>e</b></p>  <p>elefante</p>	<p><b>i</b></p>  <p>idea</p>	<p><b>o</b></p>  <p>yo</p>	<p><b>u</b></p>  <p>universo</p>	<p><b>ll</b> libro</p>  <p>llamar <b>l</b></p>
<p><b>ca</b></p>  <p>casa</p>	<p><b>co</b></p>  <p>comer</p>	<p><b>cu</b></p>  <p>cuerpo</p>	<p><b>ce</b></p>  <p>cerca</p>	<p><b>ci</b></p>  <p>cierto</p>	<p><b>z</b></p>  <p>zona</p>
<p><b>ga</b></p>  <p>ganar</p>	<p><b>go</b></p>  <p>gol</p>	<p><b>gu</b></p>  <p>preguntar</p>	<p><b>ge</b></p>  <p>gente</p>	<p><b>gi</b></p>  <p>imaginar</p>	<p><b>j</b></p>  <p>ojo</p>
<p><b>ñ</b> mano</p>  <p>español <b>n</b></p>	<p><b>v</b> celebrar</p>  <p>ver <b>b</b></p>	<p><b>rr</b> pero</p>  <p>perro <b>r</b></p>	<p><b>h</b></p>  <p>Shhhhhh!</p> <p>hablar</p>	<p>porque <b>qui</b></p>  <p>que <b>quiero</b></p>	<p>guerra <b>gui</b></p>  <p>gue <b>guitarra</b></p>

## Unit 6

### In unit 5 you will learn to talk about:

- How many people there are in your family and who they are.
- If you get along with them.
- Words for family members.
- What their age is.
- Numbers from 31-100.

### You will also learn how to ask questions about:-

- How many people there are in your family.
- If you get along with them.

### Grammar

- **There is/are**
- **I get on** (llevarse – 1st person).
- **You get on** (llevarse – 2nd person).

### Phonics

- 'Learn 'j'
- Contrast SSC 'n' and 'ñ'

### You will also revisit:

- Numbers from 1-31.
- Hair and eyes description.
- Verb 'tener' in the 1st & 3rd person singular.
- My.

**Note:** the number one, 'uno' is shortened to 'un' before a noun.  
Watch out for it!

## Tier 2 & 3 Vocabulary Definitions.

### Negatives

Negative words are words like “**don't**”  
“**never**” and “**nothing**”.

### Adjectives

Adjectives are words which describe  
someone or something.

E.g. A **tall** man, a **green** jumper.

### Adjectival agreements

In French, the **adjective ending** changes if it is  
describing a boy (masculine) or a girl (feminine)



**Masculine** e.g. Soy cansado = I am tired



**Feminine** e.g. Soy cansada = I am tired

Usually, we change the o at the end of the  
adjective to an a to make it feminine!



## Unit 7

### In unit 7 you will learn to talk about:

- What your immediate family members are like.
- Useful adjectives to describe them.
- The 3rd person of the verb 'ser' to be: 'es' (he/she is)

### You will also learn how to ask questions about:-

- The physical aspect of different family members.
- The personality of different family members.

### Grammar

- **Ser:** 3rd person singular

### Phonics

- Learn sounds for v, b
- Learn sounds for rr, r

### You will also revisit:

- Numbers from 1-31.
- Hair and eyes description.
- Verb 'tener' in the 1st & 3rd person singular.
- My.

## Tier 2 & 3 Vocabulary Definitions.

# Adjectives

Adjectives are words which **describe** someone or something.  
E.g. A **tall** man, a **green** jumper.



## Adjectival agreements

In French, the **adjective ending** changes if it is describing a boy (masculine) or a girl (feminine)



**Masculine** e.g. Mon frère est **grand** = My brother is tall



**Feminine** e.g. Ma sœur est **grande** = My sister is tall

Usually we add an **e** to make the adjective **feminine!**



## Unit 8

### In unit 8 you will learn:

- All the persons of the verb 'ser' in the present indicative.

### Grammar

- Pronouns (I, you, he/she, we, you all, they).
- The verb 'ser' in the present indicative.

### Phonics

- Silent h
- Revisited a, o


### You will also revisit:

- Useful adjectives to describe appearance and personality.
- Verb 'ser' in the 3rd person singular.
- My.

## Tier 2 & 3 Vocabulary Definitions.

### Subject pronouns

The subject pronoun indicates the person doing the verb.  
e.g. I, you, he/she, we, you all, they



### The infinitive

The infinitive is the basic form of a verb with no person doing the action e.g. **to see**, **to jump**, **to talk**

Spanish examples

**Tener** = **to** have

**Hablar** = **to** speak

**Vivir** = **to** love

## Conjugation

In English you cannot take a verb e.g. **to be** and then say "I **be**, you **be**, he **be**, she **be**...!"

You have to change the spelling of the verb e.g.  
I **am**, you **are**, he **is**, she **is**....

You have to do the same in Spanish

## Conjugation

Conjugation is when you **change the verb** according to **who** it doing it

e.g. **Tener** **to** have  
**Tengo** **I** have  
**Tienes** **You** have  
**Tiene** **He/She** has

# Unit 8

Grammar time 1:  
SER – to be  
(Present Indicative)



Pronoun	Verb	Adjective (masculine)
Yo	<b>soy</b> ( I am)	alto antipático bajo delgado fuerte gordo hablador (talkative) paciente simpático
Tú	<b>eres</b> (you are)	
Él Mi hermano Mi padre	<b>es</b> (he is)	
Nosotros Mi padre y yo	<b>somos</b> (we are)	altos antipáticos bajos delgados fuertes gordos habladores (talkative) pacientes simpáticos
Vosotros	<b>sois</b> (you all are)	
Ellos, ellas Mis hermanos Mis padres	<b>son</b> (they are)	
Pronoun	Verb	Adjective (feminine)
Yo	<b>soy</b> ( I am)	alta antipática baja delgada fuerte gorda habladora (talkative) paciente simpática
Tú	<b>eres</b> (you are)	
Ella Mi hermana Mi madre	<b>es</b> (he is)	
Nosotros Mi madre y yo	<b>somos</b> (we are)	altas antipáticas bajas delgadas fuertes gordas habladoras (talkative) pacientes simpáticas
Vosotros	<b>sois</b> (you all are)	
Ellos, ellas Mis hermanas Mis tías	<b>son</b> (they are)	

## Cognates that you can use with ser!

### Tier 2 & 3 Vocabulary Definitions.

A **cognate** is a word which is **identical or very similar** in Spanish and English

#### Ejemplos:

El fútbol, excelente, diferente



\* Be very careful with the pronunciation!

**Soy = I am**

**Eres = You are**

**Es = He is/She is/We are**

**Somos = We are**

**Sois = You are plural**

**Son = They are**

**activo/a** = active

**enorme** = enormous

**motivado/a** - motivated

**ideal** = ideal



**importante** = important

**natural** = natural

**original** = original

**paciente** = patient

**positivo/a** = positive



# Adjectives that you can use with Ser!

## Tier 2 & 3 Vocabulary Definitions.

# Adjectives



Adjectives are words which **describe** someone or something.  
E.g. A **tall** man, a **green** jumper.

### Ser – to be

**Soy** - I am  
**Eres** - you are  
**Es** - he is / she is  
**Somos** - we are  
**Sois** - you all are  
**Son** - they are

## Adjectival agreements

In French, the **adjective ending** changes if it is describing a boy (masculine) or a girl (feminine)







**Masculine** e.g. Soy cansado = I am tired



**Feminine** e.g. Soy cansada = I am tired

Usually we change the o at the end of the adjective to an a to make it feminine!

**alto/a** – tall  
**antipático/a** – mean  
**bajo/a** – short  
**delgado/a** – thin  
**fuerte** - strong  
**gordo/a** – fat  
**hablador/a** – talkative  
**paciente** – patient  
**simpático/a** - nice



## Unit 9

In unit 9 you will learn how to say in Spanish:

- What pets you have at home
- What pet you would like to have
- What their name is
- Some more adjectives to describe appearance and personality
- Key question words

You will also learn how to ask questions about:-

- Name, age, appearance, quantity.

### Grammar

- Pronouns (I, you, he/she).
- The verb 'tener' in the present indicative.
- The conditional tense (I would (not) like to have).
- The immediate future tense (I am (not) going to have).

### Phonics

- Silent h
- Revisited a, o

You will also revisit:

- Introducing oneself
- Family members
- Describing people
- The verb 'tener' (to have) in the present indicative

## Tier 2 & 3 Vocabulary Definitions.

### Nouns

A noun is a word that represents a **person, thing, concept, or place** (e.g. John, house, love, Exmouth).



### Nouns

In Spanish **nouns** can be...

**masculine** e.g. **un** perro



**feminine** e.g. **una** tortuga



**masculine plural** e.g. **dos** perros



&

**feminine plural** e.g. **dos** tortugas



### Adjectival Agreements

In Spanish **adjectives** have to "agree" with the noun

**un** perro negro



**una** tortuga negra



dos perros negros



dos tortugas negras



Most adjectives follow this pattern!

## Unit 9

I can talk about pets that I have, would like and am going to have and use adjectives to describe them

¿Tienes un animal/una mascota?

¿Cómo es?

¿Te gustaría tener un animal/una mascota?

¿Vas a tener un animal/una mascota en el futuro?

Do you have an animal/a pet?

What is he/she/ it like?

Would you like to have an/animal pet?

Are you going to have an/animal pet in the future?

<p><b>En casa tengo</b> [At home I have]</p> <p><b>No tengo</b> [I don't have]</p>	<p><b>un caballo</b> [a horse] <b>un conejo</b> [a rabbit] <b>un gato</b> [a cat] <b>un hámster</b> [a hamster] <b>un loro</b> [a parrot] <b>un pájaro</b> [a bird] <b>un perro</b> [a dog] <b>un pez</b> [a fish] <b>un ratón</b> [a mouse]</p>	<p><b>que se llama *****</b> [who is called *****]</p> <p><b>es</b> [he/it is]</p>	<p><b>pequeño</b> [small] <b>grande</b> [big] <b>amarillo</b> [yellow] <b>azul</b> [blue] <b>blanco</b> [white] <b>naranja</b> [orange] <b>rojo</b> [red] <b>verde</b> [green]</p>	<p><b>aburrido</b> [boring] <b>bonito</b> [pretty] <b>divertido</b> [fun] <b>feo</b> [ugly] <b>gracioso</b> [funny] <b>inteligente</b> [intelligent] <b>perezoso</b> [lazy] <b>tímido</b> [shy] <b>tonto</b> [silly]</p>
<p><b>Mi amigo Paco tiene...</b> [My friend Paco has...]</p> <p><b>Mi amiga María tiene...</b> [My friend Maria has...]</p>	<p><b>una araña</b> [a spider] <b>una cobaya</b> [a guinea pig] <b>una rata</b> [a rat] <b>una serpiente</b> [a snake] <b>una tortuga</b> [a turtle]</p>	<p><b>que se llama *****</b> [who is called *****]</p> <p><b>es</b> [he/it is]</p>	<p><b>pequeña</b> [small] <b>grande</b> [big] <b>amarilla</b> [yellow] <b>azul</b> [blue] <b>blanca</b> [white] <b>naranja</b> [orange] <b>roja</b> [red] <b>verde</b> [green]</p>	<p><b>aburrida</b> [boring] <b>bonita</b> [pretty] <b>divertida</b> [fun] <b>fea</b> [ugly] <b>graciosa</b> [funny] <b>inteligente</b> [intelligent] <b>perezosa</b> [lazy] <b>tímida</b> [shy] <b>tonta</b> [silly]</p>
<p><b>Me gustaría tener</b> [I'd like to have]</p> <p><b>No me gustaría tener</b> [I wouldn't like to have]</p>	<p><b>dos caballos</b> [two horses] <b>tres conejos</b> [three rabbits] <b>cuatro gatos</b> [four cats] <b>cinco hámsteres</b> [five hamsters] <b>seis loros</b> [six parrots] <b>siete pájaros</b> [seven birds] <b>ocho perros</b> [eight dogs] <b>nueve peces</b> [nine fish] <b>diez ratones</b> [ten mice]</p>	<p><b>que se llaman *****</b> [who are called *****]</p> <p><b>son</b> [they are]</p>	<p><b>pequeños</b> [small] <b>grandes</b> [big] <b>amarillos</b> [yellow] <b>azules</b> [blue] <b>blancos</b> [white] <b>naranjas</b> [orange] <b>rojos</b> [red] <b>verdes</b> [green]</p>	<p><b>aburridos</b> [boring] <b>bonitos</b> [pretty] <b>divertidos</b> [fun] <b>feos</b> [ugly] <b>graciosos</b> [funny] <b>inteligentes</b> [intelligent] <b>perezosos</b> [lazy] <b>tímidos</b> [shy] <b>tontos</b> [silly]</p>
<p><b>En el futuro voy a tener</b> [In the future I am going to have]</p> <p><b>En el futuro no voy a tener</b> [In the future I am not going to have]</p>	<p><b>dos arañas</b> [two spiders] <b>tres cobayas</b> [three guinea pigs] <b>cuatro ratas</b> [four rats] <b>cinco serpientes</b> [five snakes] <b>seis tortugas</b> [six turtles]</p>	<p><b>que se llaman *****</b> [who are called *****]</p> <p><b>son</b> [they are]</p>	<p><b>pequeñas</b> [small] <b>grandes</b> [big] <b>amarillas</b> [yellow] <b>azules</b> [blue] <b>blancas</b> [white] <b>naranjas</b> [orange] <b>rojas</b> [red] <b>verdes</b> [green]</p>	<p><b>aburridas</b> [boring] <b>bonitas</b> [pretty] <b>divertidas</b> [fun] <b>feas</b> [ugly] <b>graciosas</b> [funny] <b>inteligentes</b> [intelligent] <b>perezosas</b> [lazy] <b>tímidas</b> [shy] <b>tontas</b> [silly]</p>

### Unit 10

#### In unit 9 you will learn to talk about:

- Where you live and are from.
- If you live in an apartment or a house.
- What your accommodation looks like.
- Where it is located.
- The names of renowned cities and countries in the Hispanic world.

#### You will also learn how to ask questions about:-

- Where you live.
- Where you are from.

#### Grammar

- **I am** (ser – 1st person)
- **You are** (ser – 2nd person).
- **I live** (vivir 1st person)

#### Phonics


- Learn hard 'ga/go/gu'
- Learn soft 'ge/gi'

#### You will also revisit:

- Introducing yourself.
- Saying age and birthday.

## Subject Pronouns

The subject pronouns indicate **the person doing the verb**.  
e.g. **I, you, he/she**



## Conjugation

Conjugation is when you **change the verb** according to **who** it does it

**Tener to have**  
e.g. Tengo **I** have  
Tienes **You** have  
Tiene **He/She** has

## The near future tense

The **near future tense** tells us what **is going to** happen.

E.g.

Tomorrow **I am going to play** football.



## The infinitive

The infinitive is the basic form of a verb with no person doing the action e.g. **to see, to jump, to talk**

Spanish examples

**Tener** = **to** have

**Hablar** = **to** speak

**Vivir** = **to** love

## Tenses

The **tense** tells us **when** something happens.

E.g.

The **past**: I lived

The **present**: I live

The **future**: I will live

## Unit 10

I can say where I live and where I am from

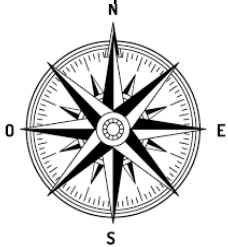
I can use the **near future tense**

¿Dónde vives?

Where do you live?

¿De dónde eres?

Where are you from?

Verb / Connective	Verb	Noun	Adjective	Location
<b>Me llamo _____ y</b> I am called _____ and	<b>vivo en</b> I live in	<b>una casa</b> a house	<b>bonita</b> (pretty) <b>fea</b> (ugly) <b>grande</b> (big) <b>pequeña</b> (small) <b>nueva</b> (new) <b>antigua</b> (old)	<b>en el centro</b> In the centre <b>en las afueras</b> On the outskirts <b>en la costa</b> on the coast <b>en el norte</b> in the north <b>en el este</b> in the east <b>en el sur</b> in the south <b>en el oeste</b> in the west <b>en el suroeste</b> in the south-west
	<b>me gustaría vivir en</b> I would like to live in	<b>un piso</b> a flat	<b>en un edificio antiguo</b> in an old building  <b>en un edificio moderno</b> in a modern building	
<b>Me llamo _____ y</b> I am called _____ and	<b>voy a vivir en</b> I am going to live in	<b>femenino</b>	<b>masculino</b>	
	<b>Soy de</b> I am from	Exmouth Londres Barcelona Bilbao Bogotá Buenos Aires Cádiz Cartagena La Habana Lima Madrid Quito Santiago Montevideo Zaragoza	<b>en el suroeste de Inglaterra.</b> (in the southwest of England) <b>la capital de Inglaterra / en Inglaterra.</b> (the capital of England). <b>en Cataluña en España.</b> (in Cataluña in Spain). <b>en el País Vasco en España.</b> (in the Basque Country in Spain). <b>la capital de Colombia / en Colombia.</b> (the capital of Columbia). <b>la capital de Argentina / en Argentina.</b> (the capital of Argentina). <b>en Andalucía en España.</b> (in Andalucía in Spain). <b>en la costa en Colombia.</b> (on the coast in Columbia). <b>la capital de Cuba / en Cuba.</b> (the capital of Cuba). <b>la capital de Perú / en Perú.</b> (the capital of Peru). <b>la capital de España / en España.</b> (the capital of Spain). <b>la capital de Ecuador / en Ecuador.</b> (the capital of Ecuador). <b>la capital de Chile / en Chile.</b> (the capital of Chile). <b>la capital de Uruguay / en Uruguay.</b> (the capital of Uruguay). <b>a Aragón en España.</b> (in Aragon in Spain).	

### Ir = To go

**Voy** = I go/ am going

**Vas** = You go/ are going

**Va** = He/She goes/ is/are going

**Vamos** = We go /are going

**Vais** = You all go

**Van** = They go/ are going



# El alfabeto Español

<b>A</b> ah	<b>E</b> eh	<b>J</b> ho-ta	<b>N</b> eh-neh	<b>R</b> erre	<b>W</b> oo-beh doh-bleh
<b>B</b> beh	<b>F</b> e-feh	<b>K</b> kah	<b>Ñ</b> eh-yeh	<b>S</b> esseh	<b>X</b> eh-kis
<b>C</b> theh	<b>G</b> heh	<b>L</b> eh-leh	<b>O</b> oh	<b>T</b> teh	<b>Y</b> ee gri-yegah
<b>CH</b> ch eh	<b>H</b> a-cheh	<b>LL</b> eh-yeh	<b>P</b> peh	<b>U</b> ooh	<b>Z</b> theta
<b>D</b> deh	<b>I</b> ee	<b>M</b> eh-meh	<b>Q</b> koo	<b>V</b> oo-beh	16

~ Las cifras / los números ~

0 cero	10 diez	20 veinte	30 treinta	40 cuarenta	50 cincuenta	60 sesenta	70 setenta	80 ochenta	90 noventa
1 uno	11 once	21 veintiuno	31 treinta y uno	41 cuarenta y uno	51 cincuenta y uno	61 sesenta y uno	71 setenta y uno	81 ochenta y uno	91 noventa y uno
2 dos	12 doce	22 veintidós	32 treinta y dos	42 cuarenta y dos	52 cincuenta y dos	62 sesenta y dos	72 setenta y dos	82 ochenta y dos	92 noventa y dos
3 tres	13 trece	23 veintitrés	33 treinta y tres	43 cuarenta y tres	53 cincuenta y tres	63 sesenta y tres	73 setenta y tres	83 ochenta y tres	93 noventa y tres
4 cuatro	14 catorce	24 veinticuatro	34 treinta y cuatro	44 cuarenta y cuatro	54 cincuenta y cuatro	64 sesenta y cuatro	74 setenta y cuatro	84 ochenta y cuatro	94 noventa y cuatro
5 cinco	15 quince	25 veinticinco	35 treinta y cinco	45 cuarenta y cinco	55 cincuenta y cinco	65 sesenta y cinco	75 setenta y cinco	85 ochenta y cinco	95 noventa y cinco
6 seis	16 dieciséis	26 veintiséis	36 treinta y seis	46 cuarenta y seis	56 cincuenta y seis	66 sesenta y seis	76 setenta y seis	86 ochenta y seis	96 noventa y seis
7 siete	17 diecisiete	27 veintisiete	37 treinta y siete	47 cuarenta y siete	57 cincuenta y siete	67 sesenta y siete	77 setenta y siete	87 ochenta y siete	97 noventa y siete
8 ocho	18 dieciocho	28 veintiocho	38 treinta y ocho	48 cuarenta y ocho	58 cincuenta y ocho	68 sesenta y ocho	78 setenta y ocho	88 ochenta y ocho	98 noventa y ocho
9 nueve	19 diecinueve	29 veintinueve	39 treinta y nueve	49 cuarenta y nueve	59 cincuenta y nueve	69 sesenta y nueve	79 setenta y nueve	89 ochenta y nueve	99 noventa y nueve