

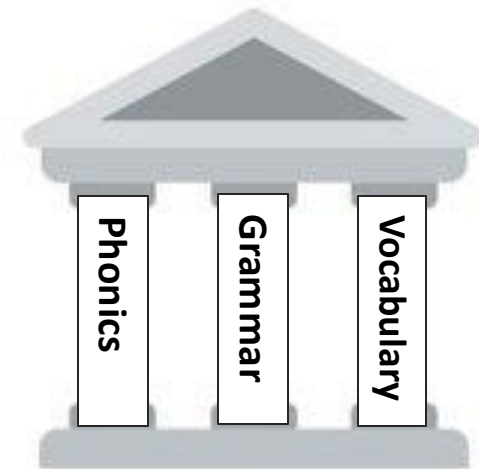


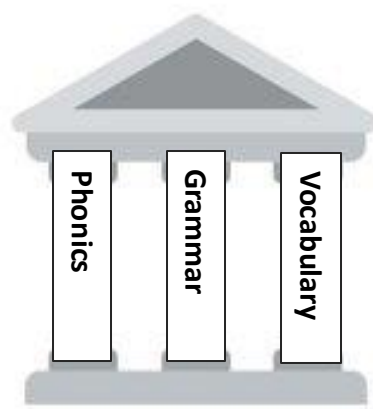
Exmouth Community College

Year 7 Spanish

Theme 1: Identity and relationships

Knowledge Organiser





Why learn Spanish phonics?

Spanish is a phonetical language therefore learning the different sounds and practising them will help you with your pronunciation.

If you learn the different phonics (sounds) this will help you say words you are learning, de-code new words that you hear and help you with your spelling.

Why learn Spanish grammar?

Grammar forms the building blocks of a language, for example the word order of a sentence or how to write about the past, present and future. Learning grammatical concepts and structures will help you communicate confidently in Spanish. It allows you to put together sentences along with the vocabulary that you learn. When it is embedded into your memory, it helps you to progress and make learning Spanish easier.

Why learn Spanish vocabulary?

Having a wide vocabulary base enables to do more and understand more. The more words you know and can use the more confident you will feel when learning Spanish.

The 2,000 most common words in a language are the ones most seen in written and spoken language.

<p>a</p>  <p>alto</p>	<p>e</p>  <p>elefante</p>	<p>i</p>  <p>idea</p>	<p>o</p>  <p>yo</p>	<p>u</p>  <p>universo</p>	<p>ll libro</p>  <p>llamar</p>		
<p>ca</p>  <p>casa</p>	<p>co</p>  <p>comer</p>	<p>cu</p>  <p>cuerpo</p>	<p>ce</p>  <p>cerca</p>	<p>ci</p>  <p>cierto</p>	<p>z</p>  <p>zona</p>		
<p>ga</p>  <p>ganar</p>	<p>go</p>  <p>gol</p>	<p>gu</p>  <p>preguntar</p>	<p>ge</p>  <p>gente</p>	<p>gi</p>  <p>imaginar</p>	<p>j</p>  <p>ojo</p>		
<p>ñ mano</p>   <p>español</p>	<p>v celebrar</p>  <p>ver</p>	<p>rr pero</p>   <p>perro</p>	<p>h</p>  <p>hablar</p>	<p>porque</p>  <p>que</p>	<p>qui</p>  <p>quiero</p>	<p>guerra</p>  <p>gue</p>	<p>gui</p>  <p>guitarra</p>

Unit 1

In unit 1 you will learn:

- How to greet someone.
- How to say how you are.
- How to say your name.
- How to say someone else's name.
- A range of common Spanish names.
- The words for brother and sister.

You will also learn how to ask questions about:-

- How someone else is.
- Name.

Grammar

- **I am** (estar – 1st person).
- **You are** (estar – 2nd person).
- **I am called** (llamarse – 1st person).
- **You are called** – (llamarse – 2nd person).
- **He/she is called** - (llamarse – 3rd person).

Phonics


- Vowels: a & e.
- Vowel: o.
- Vowels: o & a.

Tier 2 & 3 Vocabulary Definitions.

Subject Pronouns

The subject pronouns indicates **the person doing the verb.**

e.g. **I, you, he/she**



Adjectives



Adjectives are words which **describe** someone or something.

E.g. A **tall** man, a **green** jumper.

Adjectival agreements

In Spanish the **adjective ending** changes if it is describing a boy (masculine) or a girl (feminine)



Masculine e.g. Soy cansado = I am tired



Feminine e.g. Soy cansada = I am tired

Usually we change the **o** at the end of the adjective to an **a** to make it feminine!

Unit 1

I can greet someone, say how I am & say what I am called

¿Cómo estás? / ¿Qué tal?	How are you?
¿Cómo te llamas?	What are you called?
¿Cómo se llama?	What is he/she called?

Salutation	Question	Verb	Adjective	Connective	Adjective
Hola Hello	¿Cómo estás? How are you?	Estoy I am	fenomenal great, phenomenal bien well regular ok mal bad fatal terrible triste sad alegre happy cansado/a tired motivado/a motivated	y and pero but	fenomenal great, phenomenal bien well regular ok mal bad fatal terrible triste sad alegre happy cansado/a tired motivado/a motivated
Buenos días Good morning	¿Qué tal? How are you?				
Buenas tardes Good afternoon					
Buenas noches Good evening					
Gracias Thank you					

Question	Verb	Name	
¿Cómo te llamas? What are you called?	Me llamo I am called	Juan Pedro Roberto	Paco Antonio Diego
¿Cómo se llama tu hermano/a? What is your brother/sister called?	Mi hermano se llama My brother is called Mi hermana se llama My sister is called	Pilar Emilia María Belén	Isabel Antonia Carlos Felipe

Unit 2

In unit 2 you will learn:

- Where you are from.
- How to say your own and your best friend's age.
- How to say when your own and best friend's birthday is.
- Numbers from 1-31.
- Months of the year.

You will also learn how to ask questions about:-

- Age.
- When someone's birthday is.

Grammar

- **I have** (tener – first person).
- **He/she has** (tener – 3rd person).
- My.
- His/her.
- **It is** (ser – 3rd person).

Phonics

- Vowels: u.
- Contrast SSC 'I' and 'II'
- Learn hard 'ca/co/cu'

You will also revisit:

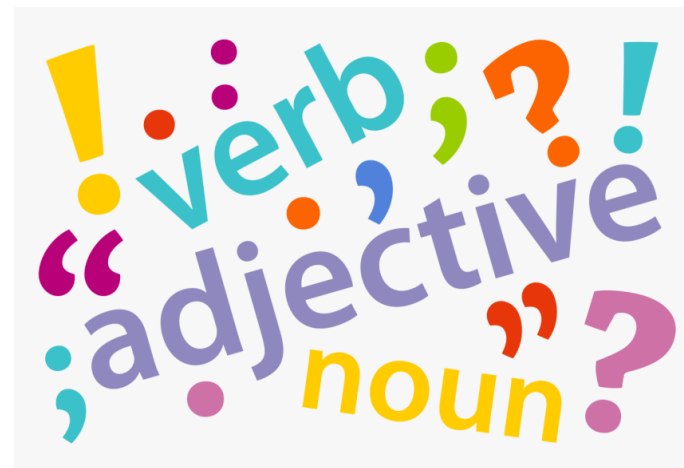

- Greetings
- How to say how you are
- **I am** (estar – 1st person)
- How to say your name
- **I am called** (llamarse – 1st person)
- How to say your brother/sister's name

Tier 2 & 3 Vocabulary Definitions.

Subject Pronouns

The subject pronouns indicates **the person doing the verb.**

e.g. **I, you, he/she**



Unit 2

I can say how old I am and when my birthday is

¿Cuántos años tienes?
¿Cuándo es tu cumpleaños?

How old are you?
When is your birthday?

¿Cuántos años tiene tu mejor amigo/a?
¿Cuándo es su cumpleaños?

How old is your best friend?
When is his/her birthday?

Verb	Verb	Number	Noun	Connective	Phrase	Number	Preposition	Month
<p>Me llamo _____. My name is ____.</p> <p>Soy de <u>Madrid</u>. I am from <u>Madrid</u>.</p>	<p>Tengo I have</p>	<p>uno – 1 dos – 2 tres - 3 cuatro = 4 cinco = 5 seis = 6 siete = 7 ocho = 8 nueve = 9 diez = 10 once = 11 doce = 12 trece = 13 catorce = 14 quince = 15 dieciséis = 16 diecisiete = 17 dieciocho = 18 diecinueve = 19 veinte = 20 veintiún =21 veintidós = 22 veintitrés = 23 veinticuatro = 24 veinticinco = 25 veintiséis = 26 veintisiete = 27 veintiocho = 28 veintinueve = 29 treinta = 30 treinta y uno = 31</p>	<p>años years</p>	<p>y and</p>	<p>mi cumpleaños es el my birthday is the</p>	<p>uno – 1 dos – 2 tres - 3 cuatro = 4 cinco = 5 seis = 6 siete = 7 ocho = 8 nueve = 9 diez = 10 once = 11 doce = 12 trece = 13 catorce = 14 quince = 15 dieciséis = 16 diecisiete = 17 dieciocho = 18 diecinueve = 19 veinte = 20 veintiuno =21 veintidós = 22 veintitrés = 23 veinticuatro = 24 veinticinco = 25 veintiséis = 26 veintisiete = 27 veintiocho = 28 veintinueve = 29 treinta = 30 treinta y uno = 31</p>	<p>de of</p>	<p>enero January febrero February marzo March abril April mayo May junio June julio July agosto August septiembre September octubre October noviembre November diciembre December</p>
<p>Mi mejor amigo se llama <u>Francisco</u>. My best friend is called <u>Francisco</u>.</p> <p>Mi mejor amiga se llama <u>Carolina</u>. My best friend is called <u>Carolina</u>.</p>	<p>Tiene He/She <u>has</u></p>				<p>su cumpleaños es el his/her birthday is the</p>			

Unit 3

In unit 3 you will learn:

- How to say how many siblings you have
- Countries and Nationalities
- How to say which country you are from
- How to say your nationality

You will also learn how to ask questions about:-

- If you have any siblings
- Where someone is from and what their nationality is.

Grammar

- **I have** (tener – 1st person)
- **I do not have** (tener – first person)
- **I am** (ser – 1st person)
- I come from (venir – 1st person)
- Adjective agreements

Phonics

- Learn hard 'ga/go/gu'
- Learn soft 'ge/gi'

You will also revisit:


- Common Spanish names
- Verb 'llamarse' in the 1st & 3rd person singular
- Verb 'tener' in the 1st person singular
- Verb 'ser' in the 1st person singular
- Adjective agreements

Tier 2 & 3 Vocabulary Definitions.

Subject Pronouns

The subject pronouns indicates **the person doing the verb.**

e.g. **I, you, he/she**



Nouns

A noun is a word that represents a **person, thing, concept, or place** (e.g. **John, house, love, Exmouth**).



Plurals of nouns

***Plural** means **more than one.**

In English we normally **add an s** to make a noun plural

e.g. one brother, two brothers.



Adjectives

Adjectives are words which **describe** someone or something.

E.g. A **tall** man, a **green** jumper.



Adjectival agreements

In Spanish, the adjective changes if it is describing a boy (masculine) or a girl (feminine)



Masculine Soy español = I am Spanish



Feminine e.g. Soy española = I am Spanish

Usually, we change the **o** at the end of the adjective to an **a** to make it feminine!

Unit 3

I can say how many siblings I have

¿Tienes hermanos?

Do you have any siblings?

¿Cuántos hermanos tienes?

How many siblings do you have?

Verb (verbo)	Noun – brothers or sisters / siblings	
Tengo I have	un hermano.	(1 brother)
	dos hermanos.	(2 brothers)
	tres hermanos.	(3 brothers)
	cuatro hermanos.	(4 brothers)
	una hermana.	(1 sister)
	dos hermanas.	(2 sisters)
	tres hermanas.	(3 sisters)
	cuatro hermanas.	(4 sisters)
No tengo I do not have	hermanos.	(brothers or sisters/siblings)
Soy I am	hijo único.	(an only child – male)
	hija única.	(an only child – female)

Unit 3

I can say which country I am from and my nationality

¿De dónde eres?

Where are you from?

¿De dónde vienes?

Where do you come from?

¿De qué nacionalidad eres?

What nationality are you?

Verb + name	Verb	Country	Connective + verb	Nationality
Me llamo Paco, I am called Paco,	Soy de I am from	Inglaterra England Escocia Scotland Gales Wales Irlanda Ireland Alemania Germany Bélgica Belgium España Spain Francia France Gibraltar Gibraltar Italia Italy Portugal Portugal Suiza Switzerland	y soy and I am	inglés English escocés Scottish galés Welsh irlandés Irish alemán German francés French español Spanish italiano Italian uropeo European americano American chileno Chilean colombiano Colombian cubano Cuban mexicano Mexican sudamericano South American
		Argentina Argentina Chile Chile Colombia Colombia Cuba Cuba Ecuador Ecuador México Mexico Perú Peru los Estados Unidos the United States Europa Europe Sudamérica South America		inglesa English escocesa Scottish galesa Welsh irlandesa Irish alemana German francesa French española Spanish italiana Italian uropea European americana American chilena Chilean colombiana Colombian cubana Cuban mexicana Mexican sudamericana South American

masculino

femenina

Unit 4

In unit 3 you will learn:

- To describe what your hair and eyes are like.
- To describe details about their faces (e.g. beard, glasses).
- Colours.

You will also learn how to ask questions about:-

- What someone is like (hair, eyes, details about their faces).

Grammar

- **I wear** (llevar – 1st person).
- **He/She wears** (llevar – 3rd person).

Phonics

- Learn 'cu' + vowel 'cue/cua/cui'
- Learn soft 'ce/ci'
- Concentrate on pronunciation of 'z'

You will also revisit:

- How to say your name and age
- How to say someone else's name and age
- Numbers 1-15
- Common Spanish names
- Verb 'llamarse' in the 1st & 3rd person singular
- Verb 'tener' in the 1st & 3rd person singular

Tier 2 & 3 Vocabulary Definitions.

Adjectives

Adjectives are words which **describe** someone or something.
E.g. A **tall** man, a **green** jumper.



Adjectival agreements

In Spanish, the **adjective ending** changes if it is describing something **plural = more than one** e.g. eyes

e.g. Tengo los ojos **azules** = I have blue eyes



Usually we add an **s** or an **es** (after a consonant) to make the adjective **plural!**

Unit 4

I can describe my hair and my eyes

¿Cómo eres físicamente? What are you like?
 ¿Cómo es físicamente? What is he/she like?

Verb	Name	Connective	Verb	Age
Me llamo I am called Se llama He/She is called	Antonio Carlos Emilia Isabel Maria	y and	Tengo I have Tiene He/She has	seis años = 6 years siete años = 7 years ocho años = 8 years nueve años = 9 years diez años = 10 years once años = 11 years doce años = 12 years trece años = 13 years catorce años = 14 years quince años = 15 years
Verb	Adjective	Adjective	Connective	Adjective
Tengo el pelo I have ... hair Tiene el pelo He/she has ...hair	castaño , (brown) moreno , (dark brown) negro , (black) pelirrojo , (red) rubio , (blond) gris , (grey)	corto (short) a media melena (medium length) largo (long)	y and	en punta (spiky) liso (straight) rizado (curly) ondulado (wavy)
Verb + noun	Adjective	Connective	Verb + noun	
Tengo los ojos I have ... eyes Tiene los ojos He/she has ...eyes	azules (blue) marrones (brown) verdes (green) avellanos (hazel)	y and	(no) llevo (I don't) wear (no) lleva (he/she doesn't) wear	gafas (glasses) bigote (moustache) barba (beard)

Unit 5

In unit 4 you will learn:

- All the persons of the verb 'tener' in the present indicative.

Grammar

- Pronouns (I, you, he/she, we, you all, they).
- The verb 'tener' in the present indicative.

Phonics

- SSC 'que'
- Learn SSC 'qui'


You will also revisit:

- Verb 'tener' in the 1st & 3rd person singular.
- Hair and eyes description.

Tier 2 & 3 Vocabulary Definitions.

Subject pronouns

The subject pronoun indicates the person doing the verb.
e.g. I, you, he/she, we, you all, they



The infinitive

The infinitive is the basic form of a verb with no person doing the action e.g. **to** see, **to** jump, **to** talk

Spanish examples

Tener = **to** have

Hablar = **to** speak

Vivir = **to** love

Conjugation

In English you cannot take a verb e.g. **to be** and then say "I **be**, you **be**, he **be**, she **be**...!"

You have to change the spelling of the verb e.g. I **am**, you **are**, he **is**, she **is**....

You have to do the same in Spanish

Conjugation

Conjugation is when you **change the verb** according to **who** it doing it

e.g. **Tener** **to** have
Tengo **I** have
Tienes **You** have
Tiene **He/She** has

Grammar time 1: **TENER** – to have
(Present Indicative)



Pronoun	TENER – to have	Noun	Adjective
yo	tengo (i have)	<p>el pelo (the hair)</p>	<p>castaño (brown) moreno (dark brown) negro (black) pelirrojo (red) rubio (blond) gris (grey)</p> <p>corto (short) a media melena (medium length) largo (long)</p>
tú	tienes (you have		
él ella mi hermano mi hermana mi padre mi madre	tiene (he/she has)		
nosotros nosotras mi padre y yo mi madre y yo	tenemos (we have)		
vosotros	tenéis (you all have		
ellos, ellas mis hermanos mis hermanas mis padres	tienen (they have)		
		<p>los ojos (the eyes)</p>	<p>azules (blue) marrones (brown) verdes (green) avellanos (hazel)</p> <p>grandes (big) pequeños (small)</p>

Cognates that you can use with TENER!

Tier 2 & 3 Vocabulary Definitions.

A **cognate** is a word which is **identical or very similar** in Spanish and English

Ejemplos:



El fútbol, excelente, diferente



* Be very careful with the pronunciation!

Tengo	= I have
Tienes	= You have
Tiene	= He/She/ has
Tenemos	= We have
Tenéis	= You all have
Tienen	= They have

un móvil = a mobile phone
una televisión = a television
una guitarra = a guitar
un secreto = a secret
un animal = an animal
un elefante = an elephant
un melón = a melon
una idea = an idea
el chocolate = some chocolate
un problema = a problem



Tier 2 & 3 Vocabulary Definitions.

A **cognate** is a word which is **identical or very similar** in Spanish and English

Ejemplos:

El fútbol, excelente, diferente



* Be very careful with the pronunciation!

A **false friend** is a word which **LOOKS identical or very similar** in Spanish and English. **However**, it means something **different**.

Ejemplos:

Largo = long

La sopa = soup



Cognates!

el fútbol	un problema
excelente	el voleibol
diferente	detesto
una idea	un animal
el tenis	una opinión
un melón	internet
uniforme	una televisión
un elefante	un secreto
la música	una guitarra
	el chocolate

False friends

Largo



Parientes

La sopa



La lectura

Embarazada



Una fábrica

Contestar



Un vaso

La ropa



Una librería



Unit 6

In unit 5 you will learn to talk about:

- How many people there are in your family and who they are.
- If you get along with them.
- Words for family members.
- What their age is.
- Numbers from 31-100.

You will also learn how to ask questions about:-

- How many people there are in your family.
- If you get along with them.

Grammar

- **There is/are**
- **I get on** (llevarse – 1st person).
- **You get on** (llevarse – 2nd person).

Phonics

- 'Learn 'j'
- Contrast SSC 'n' and 'ñ'

You will also revisit:

- Numbers from 1-31.
- Hair and eyes description.
- Verb 'tener' in the 1st & 3rd person singular.
- My.

Note: the number one, 'uno' is shortened to 'un' before a noun. Watch out for it!

Negatives

Negative words are words like "don't" "never" and "nothing".

Adjectives

Adjectives are words which describe someone or something.

E.g. A **tall** man, a **green** jumper.

Adjectival agreements

In Spanish the **adjective ending** changes if it is describing a boy (masculine) or a girl (feminine)



Masculine e.g. Soy cansado = I am tired



Feminine e.g. Soy cansada = I am tired

Usually, we change the o at the end of the adjective to an a to make it feminine!

Unit 6

I can talk about my family members, say their age and how well I get along with them. Counting to 100.

¿Cuántas personas hay en tu familia?

How many people are there in your family?

¿Con quién te llevas bien/mal con en tu familia?

Who do you get on well/badly with in your family?

<p>En mi familia tengo a (In my family I have...)</p> <p>Hay <u>cuatro</u> personas en mi familia. (There are four people in my family)</p> <p>Me llevo bien con... I get on well with...</p> <p>Me llevo mal con... I get on badly with...</p> <p>Me encanta I love</p> <p>Me gusta mucho I like a lot</p> <p>Me gusta I like</p> <p>No me gusta I don't like</p> <p>No me gusta nada I don't like at all</p> <p>Odio/Detesto I hate</p>	<p>mi abuelo, Jaime my grandfather, James</p> <p>mi padre, Juan my dad, Juan</p> <p>mi padrastro, Diego my stepdad, Diego</p> <p>mi tío, Iván my uncle, Ivan</p> <p>mi hermano mayor/menor, Darren My older/younger brother, Darren</p> <p>mi primo, Ian my cousin, Ian</p> <hr/> <p>mi abuela, Adela my grandmother, James</p> <p>mi madre, Angela my mum, Juan</p> <p>mi madrastra, Pilar my stepmum, Pilar</p> <p>mi tía, Gina my aunt, Ivan</p> <p>mi hermana mayor/menor, Wendy My older/younger sister, Darren</p> <p>mi prima, Clara my cousin, Clara</p>	<p>Él tiene</p> <hr/> <p>Ella tiene</p> <p style="text-align: center;">19</p>	<p>un - 1</p> <p>dos – 2</p> <p>tres - 3</p> <p>cuatro = 4</p> <p>cinco = 5</p> <p>seis = 6</p> <p>siete = 7</p> <p>ocho = 8</p> <p>nueve = 9</p> <p>diez = 10</p> <p>once = 11</p> <p>doce = 12</p> <p>trece = 13</p> <p>catorce = 14</p> <p>quince = 15</p> <p>dieciséis = 16</p> <p>diecisiete = 17</p> <p>dieciocho = 18</p> <p>diecinueve = 19</p> <p>veinte = 20</p> <p>veintiún =21</p> <p>veintidós = 22</p> <p>treinta – 30</p> <p>treinta y un – 31</p> <p>treinta y dos</p> <p>cuarenta – 40</p> <p>cincuenta – 50</p> <p>sesenta – 60</p> <p>setenta – 70</p> <p>ochenta – 80</p> <p>noventa – 90</p> <p>cien - 100</p>	<p>año year</p> <hr/> <p>años years</p>
---	--	--	---	---

El alfabeto Español

A ah	E eh	J ho-ta	N eh-neh	R erre	W oo-beh doh-bleh
B beh	F e-feh	K kah	Ñ eh-yeh	S esseh	X eh-kis
C theh	G heh	L eh-leh	O oh	T teh	Y ee gri-yegah
CH ch eh	H a-cheh	LL eh-yeh	P peh	U ooh	Z theta
D deh	I ee	M eh-meh	Q koo	V oo-beh	20

~ Las cifras / los números ~

0 cero	10 diez	20 veinte	30 treinta	40 cuarenta	50 cincuenta	60 sesenta	70 setenta	80 ochenta	90 noventa
1 uno	11 once	21 veintiuno	31 treinta y uno	41 cuarenta y uno	51 cincuenta y uno	61 sesenta y uno	71 setenta y uno	81 ochenta y uno	91 noventa y uno
2 dos	12 doce	22 veintidós	32 treinta y dos	42 cuarenta y dos	52 cincuenta y dos	62 sesenta y dos	72 setenta y dos	82 ochenta y dos	92 noventa y dos
3 tres	13 trece	23 veintitrés	33 treinta y tres	43 cuarenta y tres	53 cincuenta y tres	63 sesenta y tres	73 setenta y tres	83 ochenta y tres	93 noventa y tres
4 cuatro	14 catorce	24 veinticuatro	34 treinta y cuatro	44 cuarenta y cuatro	54 cincuenta y cuatro	64 sesenta y cuatro	74 setenta y cuatro	84 ochenta y cuatro	94 noventa y cuatro
5 cinco	15 quince	25 veinticinco	35 treinta y cinco	45 cuarenta y cinco	55 cincuenta y cinco	65 sesenta y cinco	75 setenta y cinco	85 ochenta y cinco	95 noventa y cinco
6 seis	16 dieciséis	26 veintiséis	36 treinta y seis	46 cuarenta y seis	56 cincuenta y seis	66 sesenta y seis	76 setenta y seis	86 ochenta y seis	96 noventa y seis
7 siete	17 diecisiete	27 veintisiete	37 treinta y siete	47 cuarenta y siete	57 cincuenta y siete	67 sesenta y siete	77 setenta y siete	87 ochenta y siete	97 noventa y siete
8 ocho	18 dieciocho	28 veintiocho	38 treinta y ocho	48 cuarenta y ocho	58 cincuenta y ocho	68 sesenta y ocho	78 setenta y ocho	88 ochenta y ocho	98 noventa y ocho
9 nueve	19 diecinueve	29 veintinueve	39 treinta y nueve	49 cuarenta y nueve	59 cincuenta y nueve	69 sesenta y nueve	79 setenta y nueve	89 ochenta y nueve	99 noventa y nueve