



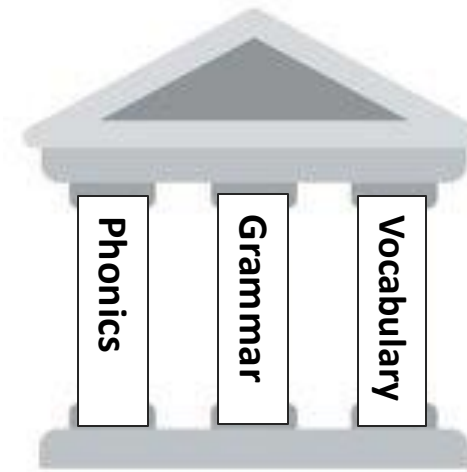
# Exmouth Community College

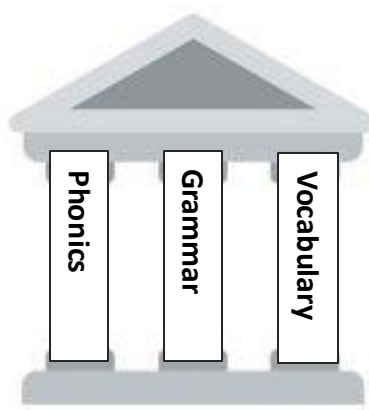
## Year 9 French

### Knowledge Organiser



- The Present Tense
- PALMS and free time activities
- The Perfect Tense
- School
- Food and drink





## **Why learn French phonics?**

French is a phonetical language therefore learning the different sounds and practising them will help you with your pronunciation.

If you learn the different phonics (sounds) this will help you say words you are learning, de-code new words that you hear and help you with your spelling.

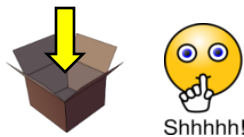



















## **Why learn French grammar?**





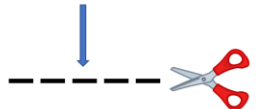













Grammar forms the building blocks of a language, for example the word order of a sentence or how to write about the past, present and future. Learning grammatical concepts and structures will help you communicate confidently in French. It allows you to put together sentences along with the vocabulary that you learn. When it is embedded into your memory, it helps you to progress and make learning French easier.

## **Why learn French vocabulary?**

Having a wide vocabulary base enables to do more and understand more. The more words you know and can use the more confident you will feel when learning French.

The 2,000 most common words in a language are the ones most seen in written and spoken language.

<p><b>SFC</b> [silent final consonant]</p>  <p>dan<del>x</del></p>	<p><b>a</b></p>  <p>animal</p>	<p><b>i</b></p>  <p>midi</p>	<p><b>eu</b></p>  <p>deux</p>	<p><b>e</b></p>  <p>je</p>	<p><b>au</b> [au/eau]</p>  <p>gauche</p>
<p><b>u</b></p>  <p>tu</p>	<p><b>ou</b></p>  <p>nous</p>	<p><b>SFE</b> [silent final -e]</p>  <p>timid<del>x</del></p>	<p><b>é</b> [é/-er/-ez]</p>  <p>écrire</p>	<p><b>en/an</b></p>  <p>enfant</p>	<p><b>on</b></p>  <p>Non!</p>
<p><b>ain/in</b></p>  <p>train</p>	<p><b>ê/è</b></p>  <p>tête [head]</p>	<p><b>ai</b></p>  <p>vrai</p>	<p><b>oi</b></p>  <p>voir [to see]</p>	<p><b>ch</b></p>  <p>chercher</p>	<p><b>ç/soft c</b></p>  <p>ici</p>
<p><b>qu</b></p>  <p>question</p>	<p><b>j/soft</b></p>  <p>jour</p>	<p><b>-tion</b></p>  <p>Attention!</p>	<p><b>ien</b></p>  <p>bien</p>	<p>Francophoniques</p>	

<b>h-</b>  <b>heure</b>	<b>em/am</b>  <b>temps</b>	<b>aim/im</b>  <b>faim</b>	<b>om</b>  <b>nom</b>	<b>um/un</b> <b>1</b> <b>un</b>	<b>-gn-</b>  <b>ligne</b>
<b>r</b>  <b>rue</b>	<b>open eu/ œu</b>  <b>cœur</b>	<b>closed o /ô</b>  <b>photo</b>	<b>open o</b>  <b>porte</b>	<b>-s-</b>  <b>maison</b>	<b>th</b>  <b>thé</b>
<b>-ill-/-ille</b>  <b>fille</b>	<b>-aill-/-ail</b>  <b>taille</b> <small>[size]</small>	<b>-eill-/-eil</b>  <b>oreille</b>	<b>-euill-/euill</b> <small>[ueil/œil]</small>  <b>feuille</b>	<b>-ouill-/-ouil</b>  <small>[fog]</small> <b>brouillard</b>	<b>y</b>  <small>[there]</small> <b>y</b>
<b>oy</b>  <b>envoyer</b>	<h2>Francophoniques</h2>				





## Unit 11 Grammar Time!

### In unit 11 you will learn:

- how to conjugate regular –er verbs, -r and -re

### You will also learn how to ask questions about:-

- where you live
- describing where you live

### Grammar

- how to conjugate regular verbs
- adjectival agreements and adjectives that go in front of the noun (BAGS)

### Phonics:

- TION
- IEN
- \* From NCELP Year 8 phonics: SSC [h]

### You will also revisit:


- How to use adjectives and nouns to talk about where you live.
- Francophone countries

## Tier 2 & 3 Vocabulary Definitions.

### Subject Pronouns

The subject pronouns indicates **the person doing the verb.**

e.g. **I, you, he/she**



### Tenses

The **tense** tells us **when** something happens.

E.g.

The **past**: I lived

The **present**: I live

The **future**: I will live

### The infinitive

The infinitive is the **basic form of a verb** with no person doing the action e.g. **to see, to jump, to talk**

French examples:

**Parler** = **to** speak

**Manger** = **to** eat

**Avoir** = **to** have

### Conjugation

Conjugation is when you **change the verb** according to **who** it doing it

e.g. **Avoir** **to have**  
 J'ai I have  
 Tu as you have  
 Il a he has

There are **3** main **types of verb** in French:

**-er verbs end in –er**

e.g. habiter = to live

**-ir verbs end in –ir**

e.g. finir = to finish

**-re verbs end in –re**

e.g. perdre = to lose

# Unit 11 Grammar Time

## The Present Tense. Regular -er verbs. Habiter = to live

Beauty  
Age  
Good and bad  
Size

**BAGS:** Adjectives which go **in front** of the noun



<p><b>J'habite</b> I live</p> <p><b>Tu habites</b> You live (singular, informal)</p>	<p>dans une... in a...</p> <p><b>belle</b> beautiful <b>grande</b> big <b>jolie</b> pretty <b>petite</b> small <b>vieille</b> old <b>nouvelle</b> new (to me)</p>	féminin	<p><b>maison</b> House</p> <p><b>ferme</b> Farm</p> <p><b>château</b> castle</p>	<p><b>en banlieue.</b> in the suburbs <b>à la campagne</b> in the countryside <b>en/au centre-ville</b> in the town/city centre <b>sur la côte</b> on the coast <b>au bord de la mer</b> at the seaside <b>à la plage</b> at the beach <b>dans les montagnes</b> in the mountains <b>sur une île</b> on an island</p>
	<p>dans un ... in a...</p> <p><b>beau</b> beautiful (*bel + vowel/silent h) <b>grand</b> big <b>joli</b> pretty <b>petit</b> small <b>vieil</b> old <b>nouveau*</b> new (to me) <b>*(nouvel + vowel/silent h)</b></p>	masculin	<p><b>appartement</b> flat</p> <p><b>bâtiment</b> building</p>	
<p><b>Il/Elle/On habite</b> He/She/We live(s)</p> <p><b>Nous habitons</b> We live</p> <p><b>Vous habitez</b> You live</p> <p><b>Ils/Elles habitent</b> They live</p>	<p><b>en Belgique</b> in Belgium <b>au Maroc</b> in Morocco <b>au Sénégal</b> in Senegal <b>en Martinique</b> in Martinique <b>au Gabon</b> in Gabon <b>au Québec</b> in Quebec <b>en France</b> in France <b>à la Réunion</b> on Reunion Island</p>			<div style="border: 1px solid black; border-radius: 15px; padding: 10px;"> <p><b>Où vis-tu?</b>                      Where do you live? <b>Où habites-tu?</b>                Where do you live? <b>Tu es d'où?</b>                      Where are you from?</p> </div>

## Unit 11 Grammar Time

### The Present Tense. Regular –er verbs, -ir and –re verbs

#### Regular –er verb

Habiter = to live

1. Remove the –er,
2. Add the correct ending:

J'habite <u>u</u>	I live
Tu habite <u>es</u>	You live
Il/Elle/On habite <u>e</u>	He/She/We live(s)
Nous habit <u>ons</u>	We live
Vous habite <u>ez</u>	You live
Ils/Elles habit <u>ent</u>	They live

#### Regular –ir verb

Finir = to live

1. Remove the –ir,
2. Add the correct ending:

Je fin <u>is</u>	I finish
Tu fin <u>is</u>	You finish
Il/Elle/On fin <u>it</u>	He/She/We finish(es)
Nous fin <u>issons</u>	We finish
Vous fin <u>issez</u>	You finish
Ils/Elles fin <u>issent</u>	They finish

#### Regular –re verb

Attendre = to wait

1. Remove the –re,
2. Add the correct ending:

J'attends	I wait
Tu attend <u>s</u>	You wait
Il/Elle/On attend	He/She/We wait(s)
Nous attend <u>ons</u>	We wait
Vous attende <u>ez</u>	You wait
Ils/Elles attende <u>ent</u>	They wait

	<b>-er</b>	<b>-ir</b>	<b>-re</b>
<b>I = Je</b>	e	is	s
<b>You = Tu</b>	es	is	s
<b>He/She/We = Il/ Elle/ On</b>	e	it	-
<b>We = Nous</b>	ons	issons	ons
<b>You = Vous</b>	ez	issez	ez
<b>They = Ils/Elles</b>	ent	issent	ent



### Unit 12 PALMS & free time activities

#### In unit 12 you will learn:

- how to describe a picture and talk about free time activities

#### You will also learn how to ask questions about:-

- What is on a photo
- What you do in your free time

#### Grammar

- how to **conjugate regular –er verbs**
- **adjectival agreements**

#### Phonics

- \* From NCELP Year 8 phonics: **SSCs**  
[em/am], [e] and [a]
- **SSCs** [a], [i], [aim/im]
- **SSC** [om]


#### You will also revisit:

- The present tense
- Adjectival agreements

## Subject Pronouns

The subject pronouns indicates **the person doing the verb.**

e.g. **I, you, he/she**



## The infinitive

The infinitive is the **basic form of a verb** with no person doing the action e.g. **to see, to jump, to talk**

French examples:

**Parler** = **to** speak

**Manger** = **to** eat

**Avoir** = **to** have

## Tenses

The **tense** tells us **when** something happens.

E.g.

The **past**: I lived

The **present**: I live

The **future**: I will live

## Conjugation

Conjugation is when you **change the verb** according to **who** it doing it

e.g. **Avoir** **to have**  
J'ai I have  
Tu as you have  
Il a he has

There are **3** main **types of verb** in French:

**-er verbs end in –er**

e.g. habiter = to live

**-ir verbs end in –ir**

e.g. finir = to finish

**-re verbs end in –re**

e.g. perdre = to lose

**People**  
**Action**  
**Location**  
**Mood**  
**Season**

**Unit 12: PALMS & FREE TIME**



**P**



**Il y a**

une famille  
un homme  
une femme  
un couple  
un garçon/ une fille  
\_\_\_ personnes  
beaucoup de gens  
des amis

**There is/are...**

a family  
a man  
a woman  
a couple  
a boy/a girl  
\_\_\_ people  
lots of people  
some friends

**A**



**Il/ Elle = He/She**

parle he/she is talking  
boit he/she is drinking  
mange he/she is eating  
regarde he/she is watching  
joue au he/she is playing  
lit he/she is reading  
rit he/she is laughing  
sourit he/she is smiling  
s'amuse he/she is having fun  
chante he/she is singing

**Il/ Elle porte/ Ils/Elles portent**  
**He/She/ They is/are wearing**

un pull a jumper  
un tee-shirt a t-shirt  
une chemise a shirt  
une jupe a skirt  
un pantalon trousers  
un jean jeans  
un manteau a coat  
des bottes boots  
des chaussures shoes  
des baskets trainers  
des sandales sandals  
un maillot de bain/ foot a swim suit/ football top  
l'uniforme scolaire school uniform  
cravate a tie



**Sur la photo on peut voir... On the photo, one can see...**

**Sur l'image je vois...**

**On the image, I see...**

**Il y a...**

**There is/are...**



**À la droite il y a...**

**On the right, there is/are...**

**À la gauche il y a...**

**On the left, there is/are...**

**Au centre il y a ...**

**In the centre, there is/are...**

**Au premier plan il y a ...**

**In the foreground, there is/are...**

**À l'arrière plan il y a ...**

**In the background, there is/are...**

**Ils/ Elles = They**

parlent they are talking  
boivent they are drinking  
mangent they are eating  
regardent they are watching  
jouent au they are playing  
lisent they are reading  
rient they are laughing  
sourient they are smiling  
s'amusent they are having fun  
chantent they are singing

**S**



**M**

Il fait chaud It's hot  
Il y a du soleil It's sunny  
Il fait froid It's cold  
Il fait beau It's good weather  
Il fait mauvais It's bad weather  
Il y a du vent It's windy  
Il y a des orages It's stormy  
Il pleut It's raining  
Il neige It's snowing

**Il/ Elle semble = He/She seems . Ils/ elles semblent = They seem**

content(e)(s) happy sympa(s) nice  
triste(s) sad actif/ve(s) active  
fatigué(e)(s) tired sportif/ve(s) sporty  
bavard(e)(s) chatty marrant(e)(s) funny  
timide(s) shy paresseux/euse lazy  
Je n'aime pas la photo parce qu' I (don't) like the photo because  
elle me rend content(e)/ triste it makes me happy/sad  
elle m'inquiète it worries me  
elle me fait penser à it makes me think (about)



Je pense que  
À mon avis

I think that  
in my opinion

**Ils/ Elles sont = They are**

probablement probably  
chez eux at home  
dans le jardin in the garden  
dans le parc in the park  
à la plage on the beach  
en ville in a town  
dans un magasin in a shop  
en France in France  
au collège at school  
en vacances on holiday

**L**



**10**

I can describe a photo and say what I do in my free time

Qu'est-ce qu'il y a sur la photo?

What is on the photo?

Qu'est-ce que tu fais pendant ton temps libre?

What do you do during your free time?

<p><b>Quand j'ai le temps</b> When I have the time</p> <p><b>Quand le ciel est dégagé</b> When the sky is clear</p> <p><b>Quand il y a des nuages</b> When it is cloudy</p> <p><b>Quand il fait beau</b> When the weather is good</p>	<p><b>je joue</b> I play</p> <p><b>mon amie Marie joue</b> my friend Marie plays</p>	<p><b>au basket</b> basketball <b>au foot</b> football <b>au tennis</b> tennis</p> <p><b>aux boules</b> boules</p> <p><b>aux cartes</b> cards <b>aux échecs</b> chess</p> <p><b>aux jeux vidéo</b> video games</p> <p><b>du piano</b> the piano <b>du violon</b> the violin</p> <p><b>de la guitare</b> the guitar <b>de la batterie</b> the drums</p> <p><b>avec mes amis</b> with my friends <b>avec ses amis</b> with his/her friends</p>
<p><b>Quand il fait chaud</b> When it is hot</p> <p><b>Quand il fait froid</b> When it is cold</p> <p><b>Quand il y a du soleil</b> When it is sunny</p> <p><b>Quand il y a du vent</b> When it is windy</p> <p><b>Quand il y a du brouillard</b> When it is foggy</p>	<p><b>je fais</b> I do</p> <p><b>mon ami Lionel fait</b> my friend Lionel does</p>	<p><b>du sport</b> sport</p> <p><b>du footing/jogging</b> jogging</p> <p><b>du ski</b> skiing</p> <p><b>de la planche à voile</b> windsurfing</p> <p><b>du vélo</b> cycling</p> <p><b>de l'équitation</b> horse-riding</p> <p><b>de la natation</b> swimming</p> <p><b>de la randonnée</b> hiking</p> <p><b>de la danse</b> dancing</p> <p><b>mes/ ses devoirs</b> my/ his/her homework</p>
<p><b>Quand il y a de l'orage</b> When it is stormy</p> <p><b>Quand il pleut</b> When it rains</p> <p><b>Quand il neige</b> When it snows</p> <p><b>Parfois/ De temps en temps/ Quelquefois</b> Sometimes</p> <p><b>Pendant la semaine</b> During the week</p> <p><b>Le weekend</b> At the weekend</p>	<p><b>je vais</b> I go</p> <p><b>mon amie Anna va</b> my friend Anna goes</p>	<p><b>au centre commercial</b> to the shopping centre</p> <p><b>au centre sportif</b> to the sports centre</p> <p><b>au gymnase</b> to the gym</p> <p><b>au parc</b> to the park</p> <p><b>à la campagne</b> to the countryside <b>à la montagne</b> to the mountains</p> <p><b>à la pêche</b> fishing</p> <p><b>à la piscine</b> to the swimming pool</p> <p><b>à la plage</b> to the beach</p> <p><b>chez mon ami</b> to my friend's house <b>chez son ami</b> to his/her friend's house</p> <p><b>en boîte</b> clubbing</p>
	<p><b>je reste</b> I stay</p> <p><b>mon ami Philippe reste</b> my friend Philippe stays</p>	<p><b>chez moi</b> at my home</p> <p><b>dans ma chambre</b> in my room</p> <p><b>chez lui/ elle</b> at his/her home</p> <p><b>dans sa chambre</b> in his/her room</p>



## Unit 13 The Perfect Tense

### In unit 13 you will learn:

- how to talk about completed activities you did in the past

### You will also learn how to ask questions about:-

- What people did in the past

### Grammar

- How to use the perfect tense with avoir for regular past participles, plus key irregular past participles, how to say “I went” and “it was”.

### Phonics


- \* From NCELP Year 8 phonics: SSCs [om], [on]
- SSC [um/un]
- Consolidating SSC [um/un]

### You will also revisit:

- Free time activities

## Subject Pronouns

The subject pronouns indicates **the person doing the verb**.  
e.g. **I, you, he/she**



## The infinitive

The infinitive is the **basic form of a verb** with no person doing the action e.g. **to see, to jump, to talk**  
French examples:

**Parler** = **to** speak

**Manger** = **to** eat

**Avoir** = **to** have

## The Perfect Tense

**The Perfect Tense** is the tense you use to talk about **completed actions in the past**

e.g. **I played, I ate, I drank, I went**

## Tenses

The **tense** tells us **when** something happens.

E.g.

The **past**: I lived

The **present**: I live

The **future**: I will live

There are **3** main **types of verb** in French:

**-er verbs end in -er**

e.g. habiter = to live

**-ir verbs end in -ir**

e.g. finir = to finish

**-re verbs end in -re**

e.g. perdre = to lose

## The Perfect Tense

**The Perfect Tense** is made up of **3 key elements**: the **noun/ pronoun**, the **auxiliary** (or “helping” verb) and the **past participle**.

E.g. **J'ai joué** au tennis = I played tennis



## Unit 13

I can use the perfect tense to talk about completed actions in the past

Qu'est-ce que tu as fait hier?

Qu'est-ce que tu as fait le weekend dernier?

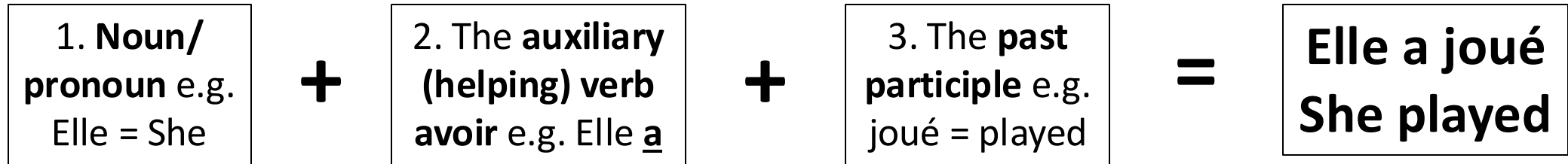
What did you do yesterday?

What did you do last weekend?

<p><b>Hier</b> Yesterday  <b>Le weekend dernier</b> Last weekend  <b>Samedi dernier</b> last Saturday  <b>Dimanche dernier</b> Last Sunday  <b>La semaine dernière</b> Last week  <b>L'année dernière</b> Last year  <b>Récemment</b> Recently</p>	<p><b>j'ai joué</b> I played  <b>tu as joué</b> you played  <b>il/elle/on a joué</b> he/she/we played  <b>nous avons joué</b> we played  <b>vous avez joué</b> you played  <b>ils/ elles ont joué</b> they played</p> <p><b>mon amie Marie a joué</b> my friend Marie played  <b>mes amis ont joué</b> my friends played</p>	<p><b>au basket</b> basketball <b>au foot</b> football <b>au tennis</b> tennis  <b>aux boules</b> boules  <b>aux cartes</b> cards <b>aux échecs</b> chess  <b>aux jeux vidéo</b> video games  <b>du piano</b> the piano <b>du violon</b> the violin  <b>de la guitare</b> the guitar <b>de la batterie</b> the drums  <b>avec mes amis</b> with my friends  <b>avec ses amis</b> with his/her friends</p>	<div style="border: 1px solid black; padding: 5px; width: fit-content; margin: 0 auto;"> <p><b>très</b> very  <b>assez</b> quite  <b>vraiment</b> really  <b>un peu</b> a bit</p> </div> <p><b>et c'était</b> and it was</p> <p><b>mais c'était</b> but it was</p> <p><b>cependant c'était</b> however it was</p>	<p><b>cool</b> cool  <b>super</b> super</p> <p><b>amusant / marrant / rigolo</b> fun/ funny</p> <p><b>intéressant</b> interesting</p> <p><b>génial</b> great  <b>chouette</b> great</p> <p><b>difficile</b> difficult  <b>fatigant</b> tiring</p> <p><b>ennuyeux</b> boring  <b>barbant</b> boring</p>
	<p><b>j'ai fait</b> I did  <b>tu as fait</b> you did  <b>il/elle/on a fait</b> he/she/we did  <b>nous avons fait</b> we did  <b>vous avez fait</b> you did  <b>ils/ elles ont fait</b> they did</p> <p><b>mon ami Lionel a fait</b> my friend Lionel did  <b>mes amis ont fait</b> my friends did</p>	<p><b>du sport</b> sport  <b>du footing/jogging</b> jogging  <b>du ski</b> skiing  <b>de la planche à voile</b> windsurfing  <b>du vélo</b> cycling  <b>de l'équitation</b> horse-riding  <b>de la natation</b> swimming  <b>de la randonnée</b> hiking  <b>de la danse</b> dancing  <b>mes/ ses devoirs</b> my/ his/her homework</p>		
	<p><b>je suis allé(e)</b> I went</p> <p><b>mon amie Anna est allée</b> my friend Anna went</p>	<p><b>au centre commercial</b> to the shopping centre  <b>au centre sportif</b> to the sports centre  <b>au gymnase</b> to the gym  <b>au parc</b> to the park  <b>à la campagne</b> to the countryside <b>à la montagne</b> to the mountains  <b>à la pêche</b> fishing  <b>à la piscine</b> to the swimming pool  <b>à la plage</b> to the beach  <b>chez mon ami</b> to my friend's house <b>chez son ami</b> = to his/her friend's house  <b>en boîte</b> clubbing</p>		

# How to form the passé composé = perfect tense!

To form the passé composé, you need **three parts**:



## Avoir

- I = **J'ai**
- You = **Tu as**
- He/She/We = **Il/ Elle/ On a**
- We = **Nous avons**
- You = **Vous avez**
- They = **Ils/ Elles**

## Regular past participles:

- er verbs: remove the -er from the infinitive and add é  
Jouer = to play ⇨ **joue** = played
- ir verbs: remove the -r  
Finir = to finish ⇨ **fini** = finished
- re verbs: remove the -re and add u:  
Vendre = to sell ⇨ **vendu** = sold

Key irregular past participles: **fait** = did/made, **vu** = saw

**\*Also: I went = je suis allé(e) & it was = c'était 15**



## Unit 14 School

### In unit 14 you will learn:

- To give and justify your opinion of school subjects.
- To say what time you have each subject

### You will also learn how to ask questions about:-

- What people's favourite subject is.
- The time

### Grammar

- Adjectives and intensifiers

### Phonics

- \* From NCELP Year 8 phonics: SSC [-gn-]
- SSC [r]
- SSCs open and closed [eu/œu]

### You will also revisit:

- Opinions
- Adjectives

## Tier 2 & 3 Vocabulary Definitions.

# Adjectives

Adjectives are words which **describe** someone or something.  
E.g. A **tall** man, a **green** jumper.



# Intensifiers/ Adverbs

Intensifiers/ adverbs **strengthen the meaning of adjectives**

e.g. **very, quite, really, extremely**

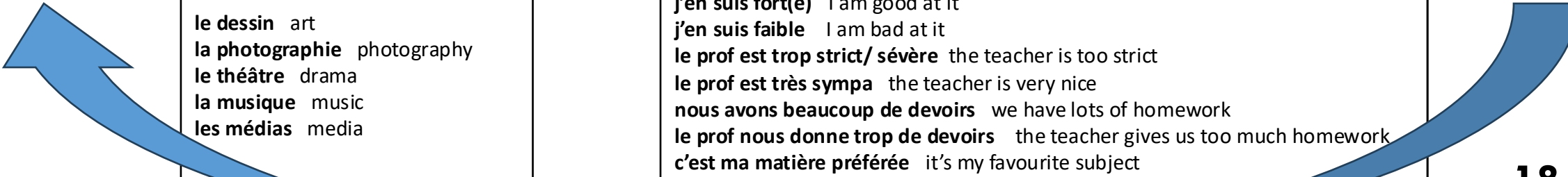
Le français est **extrêmement** intéressant!  
= French is **extremely** interesting!

## Unit 14

I can give my opinion about school subjects and say what happens at different times

Quelle est ta matière préférée?  
Quelle heure est-il?

What is your favourite subject?  
What time is it?

<p><b>J'adore</b> I love</p> <p><b>J'aime beaucoup</b> I really like/ like alot</p> <p><b>J'aime</b> I like</p> <p><b>Je préfère</b> I prefer</p> <p><b>Je n'aime pas</b> I don't like</p> <p><b>Je n'aime pas du tout</b> I don't like *** at all</p> <p><b>Je déteste</b> I hate</p>	<p><b>les langues</b> languages <b>le français</b> French <b>l'anglais</b> English <b>l'espagnol</b> Spanish <b>l'allemand</b> German</p> <p><b>les sciences</b> science <b>la physique</b> physics <b>la chimie</b> chemistry <b>la biologie</b> biology</p> <p><b>les mathématiques/ les maths</b> maths <b>l'informatique</b> IT/ computing <b>la technologie</b> technology <b>la gestion</b> business studies</p> <p><b>l'histoire</b> history <b>la géographie</b> geography <b>la religion</b> religion</p> <p><b>le sport/ l'EPS</b> PE</p> <p><b>le dessin</b> art <b>la photographie</b> photography <b>le théâtre</b> drama <b>la musique</b> music <b>les médias</b> media</p>	<p><b>car</b> because</p> <p><b>parce que</b> because</p>	<p><b>à mon avis</b> in my opinion</p> <p><b>je pense que</b> I think that</p> <p><b>je trouve que</b> I think that</p> <p><b>selon moi</b> in my opinion</p>	<p><b>c'est</b> it is</p>	<p><b>trop</b> too</p> <p><b>très</b> very</p> <p><b>assez</b> quite</p> <p><b>vraiment</b> really</p> <p><b>un peu</b> a bit</p> <p><b>plutôt</b> rather</p> <p><b>incroyablement</b> incredibly</p> <p><b>extrêmement</b> extremely</p>	<p><b>amusant/ marrant/ rigolo</b> fun/funny</p> <p><b>intéressant</b> interesting <b>génial</b> great <b>chouette</b> great</p> <p><b>facile</b> easy <b>difficile</b> difficult <b>dur</b> hard <b>fatigant</b> tiring</p> <p><b>ennuyeux</b> boring <b>barbant</b> boring <b>nul</b> rubbish</p> <p><b>pratique</b> practical <b>utile</b> useful <b>inutile</b> useless</p>	<p><b>cependant</b> however</p> <p><b>par contre</b> on the other hand <b>en revanche</b> on the other hand</p> <p><b>de plus</b> furthermore <b>en outre</b> furthermore</p>
		<p><b>j'en suis fort(e)</b> I am good at it <b>j'en suis faible</b> I am bad at it</p> <p><b>le prof est trop strict/ sévère</b> the teacher is too strict <b>le prof est très sympa</b> the teacher is very nice</p> <p><b>nous avons beaucoup de devoirs</b> we have lots of homework <b>le prof nous donne trop de devoirs</b> the teacher gives us too much homework</p> <p><b>c'est ma matière préférée</b> it's my favourite subject</p>					

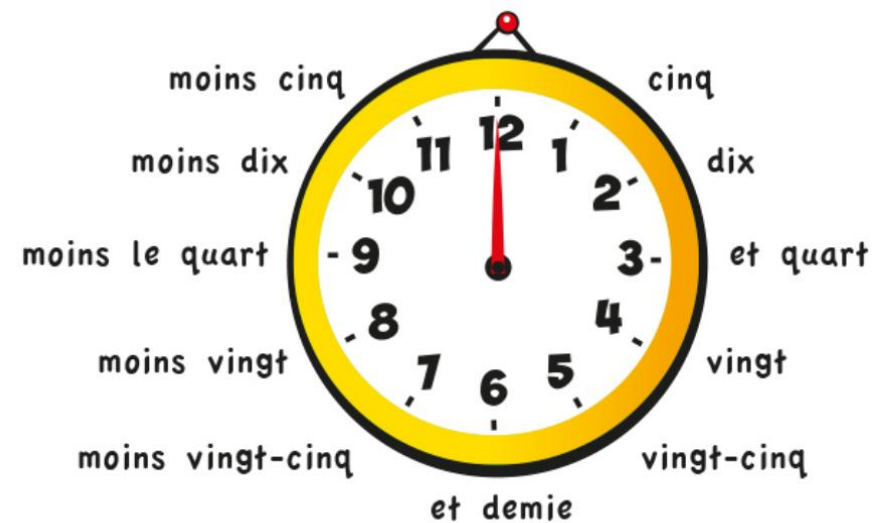
## Unit 14

I can give my opinion about school subjects and say what happens at different times

Quelle est ta matiere preferee?  
Quelle heure est-il?

What is your favourite subject?  
What time is it?

<p><b>J'ai un cours de français</b> I have a <u>French</u> lesson</p> <p><b>L'école/ Le collège commence</b> School starts</p> <p><b>La récréation est</b> Breaktime is</p> <p><b>La pause de midi est</b> Lunchtime is</p> <p><b>Je rentre à la maison</b> I return home</p>	à at	<p><b>une heure</b> one o'clock</p>	<p><b>moins cinq</b> five to</p> <p><b>moins dix</b> ten to</p> <p><b>moins le quart</b> quarter to</p> <p><b>moins vingt</b> twenty to</p> <p><b>moins vingt-cinq</b> twenty-five to</p>
		<p><b>deux heures</b> two o'clock</p> <p><b>trois heures</b> three o'clock</p> <p><b>quatre heures</b> four o'clock</p> <p><b>cinq heures</b> five o'clock</p> <p><b>six heures</b> six o'clock</p> <p><b>sept heures</b> seven o'clock</p> <p><b>huit heures</b> eight o'clock</p> <p><b>neuf heures</b> nine o'clock</p> <p><b>dix heures</b> ten o'clock</p> <p><b>onze heures</b> eleven o'clock</p> <p><b>douze heures/ midi/ minuit</b> twelve o'clock/ midday/ midnight</p>	<p><b>cinq</b> five past</p> <p><b>dix</b> ten past</p> <p><b>et quart</b> quarter past</p> <p><b>vingt</b> twenty past</p> <p><b>vingt-cinq</b> twenty-five past</p> <p><b>et demie</b> half past</p>





## Unit 15 Food and drink.

### In unit 15 you will learn:

- To say a range of French food and drink.
- To talk about the food you eat and why.
- To order food in a restaurant

### You will also learn how to ask questions about:-

- What people eat for different meals.
- If people eat a balanced diet.

### Grammar

- Negatives

### Phonics

- \* From NCELP Year 8 phonics: SSC closed [o/ô]
- SSCs closed [o/ô] and [au]
- SSC [-s-]
- SSC [th]

### You will also revisit:

- Opinions
- The present tense

## Negatives

Negative words are words like  
“**don’t**” “**never**” and “**nothing**”.


## The Negative Sandwich!

Je suis = I am

Je ne suis pas = I am not

To make je suis negative we add ne and pas  
around **suis**....

...like a sandwich!



## Unit 15

I can name a range of French food and drink, talk about the food I eat and why and order food in a restaurant. **La nourriture et les boissons** Food and drink

**Qu'est-ce que tu manges comme petit-déjeuner?  
Tu manges équilibré?**

What do you eat for breakfast?  
Do you eat a balanced diet?

<p><b>Généralement</b> Generally</p> <p><b>Normalement</b> Normally</p> <p><b>D'habitude</b> Usually, normally</p> <p><b>Quand j'ai faim</b> When I'm hungry</p> <p><b>Quand j'ai soif</b> When I'm thirsty</p>	<p><b>au petit-déjeuner</b> for breakfast</p> <p><b>au déjeuner</b> for lunch</p> <p><b>au diner</b> for dinner</p>	<div style="border: 1px solid black; padding: 5px; text-align: center; margin-bottom: 10px;"> <p><b>!</b> After a negative, replace un/ une/ du/ de la/ de l'/ des with <u>de</u></p> </div> <p><b>je mange</b> I eat <b>je bois</b> I drink <b>je prends</b> I have (+ food/ drink)</p> <p><b>je ne mange pas</b> I don't eat <b>je ne mange pas souvent</b> I don't often eat <b>je ne mange pas beaucoup</b> I don't eat a lot <b>je ne mange jamais</b> I never eat <b>je ne mange rien</b> I don't eat anything</p> <p><b>je ne bois pas</b> I don't drink <b>je ne bois pas souvent</b> I don't often drink <b>je ne bois pas beaucoup</b> I don't drink a lot <b>je ne bois jamais</b> I never drink</p> <p><b>je ne prends pas</b> I don't have <b>je ne prends pas souvent</b> I don't often have <b>je ne prends pas beaucoup</b> I don't have a lot <b>je ne prends jamais</b> I never have <b>je ne prends rien</b> I don't have anything</p> <div style="border: 1px solid black; padding: 5px; text-align: center; margin-top: 10px;"> <p><b>!</b> The verb <b>prendre</b> = to have + food/ drink</p> </div>	<p><b>des céréales</b> some cereal <b>du pain grillé</b> some toast <b>du pain</b> some bread <b>avec du beurre</b> with some butter <b>avec de la confiture</b> with some jam <b>un œuf</b> an egg <b>un croissant/ un pain au chocolat, un pain aux raisins</b></p> <p><b>un yaourt</b> a yoghurt <b>un fruit</b> a piece of fruit <b>une pomme</b> an apple <b>une banane</b> a banana <b>un sandwich au fromage</b> a cheese sandwich <b>un sandwich au jambon</b> a ham sandwich <b>une salade</b> a salad <b>! des chips</b> some <u>crisps</u> ! <b>des frites</b> some chips/fries</p> <p><b>du poulet</b> some chicken <b>de la viande</b> some meat <b>un hamburger</b> a burger <b>des saucisses</b> some sausages <b>du poisson</b> some fish <b>des spaghettis</b> some spaghetti <b>des pâtes</b> some pasta <b>du riz</b> some rice <b>des légumes</b> some vegetables</p> <p style="text-align: center;"><b>PTO for desserts and drinks!</b></p>	<p><b>avec</b> with</p> <p><b>parce que</b> because</p> <p><b>car</b> because</p> <p><b>mais</b> but</p> <p><b>cependant</b> however</p>	<p><b>j'adore ça</b> I love it <b>je n'aime pas ça</b> I don't it <b>je déteste ça</b> I love it</p> <p><b>c'est délicieux</b> it's delicious <b>c'est savoureux</b> it's delicious <b>c'est dégoûtant</b> it's disgusting</p> <p><b>c'est rapide</b> it's fast <b>c'est nourrissant</b> it's filling</p> <p><b>c'est plein de vitamines</b> it's full of vitamins</p> <p><b>j'essaie de manger équilibré</b> I try to eat a balanced diet</p> <p><b>c'est bon pour la santé</b> it's good for your health</p> <p><b>c'est mauvais pour la santé</b> it's bad for your health</p> <p><b>je suis végétan/ végane</b> I am vegan <b>je suis végétarien/ végétarienne</b> I am vegetarian</p>
---	---	---	--	--	--

## Les desserts et les boissons

Desserts and drinks

!

After a negative, replace  
un/ une/ du/ de la/ de  
l'/ des with de

### une glace

an ice-cream

### \*une boule de

a scoop of

### une glace à la vanille

a vanilla ice-cream

### une glace à la fraise

a strawberry icecream

### une glace au chocolat

a chocolate ice cream

### une mousse au chocolat

a chocolate mousse

### du gâteau

some cake

### un té a tea

\* avec du lait with milk

### un café a coffee

un café au lait a coffee with milk

un chocolat chaud a hot chocolate

un jus d'orange an orange juice

un jus d'ananas a pineapple juice

un verre d'eau a glass of water

un verre de lait a glass of milk

une limonade a lemonade

un coca a Coca-Cola

## Unit 15

I can name a range of French food and drink, talk about the food I eat and why and order food in a restaurant.

### Dans un restaurant

A = serveur/ serveuse waiter/waitress

B = client(e) customer

#### B. Bonjour/ bonsoir, avez-vous une table de libre?

Hello/ good evening, do you have a free table?

#### A. Bonjour/ bonsoir monsieur/ madame/ mademoiselle. Pour combien de personnes?

Hello/ good evening sir/ madam. For how many people?

#### B. Pour deux/trois/ quatre personnes s'il vous plaît.

For 2/3/4 people please.

### À table At the table

#### A. Qu'est-ce que voulez comme boisson?

What would you like to drink?

#### A. Je voudrais un/une \*\*\* I would like a \*\*\*

#### A. Voilà. Here you are.

#### B. Merci. Thank you.

#### A. Que voulez-vous comme entrée/ hors d'œuvre?

What would you like as a starter?

#### A. Je voudrais le/la /les\*\*\*. I would like the \*\*\*.

#### A. Et comme plat principal? And for your main course?

#### B. Je voudrais le/la /les\*\*\*. I would like the \*\*\*.

#### A. Et comme dessert? And for your dessert?

#### B. Je voudrais le/la /les\*\*\*. I would like the \*\*\*.

### Plus tard....later...

#### B. L'addition s'il vous plaît. The bill please.

#### A. Voilà monsieur/ madame/ mademoiselle.

Here you are sir/ madam.

# Le Menu

## Entrées

Terrine de campagne .....	6€
6 escargots .....	8€
Soupe de légumes .....	5€80
Salade de tomates .....	6€50
Œuf dur mayonnaise.....	4€70
Carottes râpées vinaigrette.....	5€40

## Plats principaux

Poulet rôti.....	3€80
Steak haché.....	4€30
Sole meunière.....	4€10
Pâtes au pesto (V).....	3€50

## Garniture au choix

frites – pommes grenailles – salade verte – haricots verts

## Desserts

Tarte Tatin.....	6€
Fondant au chocolat.....	7€50
Glace à la vanille.....	6€70

## Boissons

Café.....	2€
Thé.....	3€
Eau minérale plate ou gazeuse.....	4€
Vin.....	5€
Coca Cola.....	4€50

# L'alphabet

<b>A</b> ah	<b>B</b> bay	<b>C</b> say	<b>D</b> day	<b>E</b> euh	<b>F</b> eff	<b>G</b> jhay
<b>H</b> ash	<b>I</b> ee	<b>J</b> jhee	<b>K</b> kah	<b>L</b> ell	<b>M</b> emm	<b>N</b> enn
<b>O</b> oh	<b>P</b> pay	<b>Q</b> koo	<b>R</b> air	<b>S</b> ess	<b>T</b> tay	<b>U</b> oo
<b>V</b> vay	<b>W</b> doobluh -vay	<b>X</b> eeks	<b>Y</b> ee- grek	<b>Z</b> zed		

<b>1</b> un	<b>2</b> deux	<b>3</b> trois	<b>4</b> quatre	<b>5</b> cinq	<b>6</b> six	<b>7</b> sept	<b>8</b> huit	<b>9</b> neuf	<b>10</b> dix
<b>11</b> onze	<b>12</b> douze	<b>13</b> treize	<b>14</b> quatorze	<b>15</b> quinze	<b>16</b> seize	<b>17</b> dix-sept	<b>18</b> dix-huit	<b>19</b> dix-neuf	<b>20</b> vingt
<b>21</b> vingt et un	<b>22</b> vingt-deux	<b>23</b> vingt-trois	<b>24</b> vingt-quatre	<b>25</b> vingt-cinq	<b>26</b> vingt-six	<b>27</b> vingt-sept	<b>28</b> vingt-huit	<b>29</b> vingt-neuf	<b>30</b> trente
<b>31</b> trente et un	<b>32</b> trente-deux	<b>33</b> trente-trois	<b>34</b> trente-quatre	<b>35</b> trente-cinq	<b>36</b> trente-six	<b>37</b> trente-sept	<b>38</b> trente-huit	<b>39</b> trente-neuf	<b>40</b> quarante
<b>41</b> quarante et un	<b>42</b> quarante-deux	<b>43</b> quarante-trois	<b>44</b> quarante- quatre	<b>45</b> quarante-cinq	<b>46</b> quarante-six	<b>47</b> quarante-sept	<b>48</b> quarante-huit	<b>49</b> quarante-neuf	<b>50</b> cinquante
<b>51</b> cinquante et un	<b>52</b> cinquante- deux	<b>53</b> cinquante- trois	<b>54</b> cinquante- quatre	<b>55</b> cinquante-cinq	<b>56</b> cinquante-six	<b>57</b> cinquante-sept	<b>58</b> cinquante-huit	<b>59</b> cinquante- neuf	<b>60</b> soixante
<b>61</b> soixante et un	<b>62</b> soixante-deux	<b>63</b> soixante-trois	<b>64</b> soixante- quatre	<b>65</b> soixante-cinq	<b>66</b> soixante-six	<b>67</b> soixante-sept	<b>68</b> soixante-huit	<b>69</b> soixante-neuf	<b>70</b> soixante-dix
<b>71</b> soixante et onze	<b>72</b> soixante-douze	<b>73</b> soixante-treize	<b>74</b> soixante- quatorze	<b>75</b> soixante- quinze	<b>76</b> soixante-seize	<b>77</b> soixante-dix- sept	<b>78</b> soixante-dix- huit	<b>79</b> soixante-dix- neuf	<b>80</b> quatre-vingts
<b>81</b> quatre-vingt- un	<b>82</b> quatre-vingt- deux	<b>83</b> quatre-vingt- trois	<b>84</b> quatre-vingt- quatre	<b>85</b> quatre-vingt- cinq	<b>86</b> quatre-vingt- six	<b>87</b> quatre-vingt- sept	<b>88</b> quatre-vingt- huit	<b>89</b> quatre-vingt- neuf	<b>90</b> quatre-vingt- dix
<b>91</b> quatre-vingt- onze	<b>92</b> quatre-vingt- douze	<b>93</b> quatre-vingt- treize	<b>94</b> quatre-vingt- quatorze	<b>95</b> quatre-vingt- quinze	<b>96</b> quatre-vingt- seize	<b>97</b> quatre-vingt- dix-sept	<b>98</b> quatre-vingt- dix-huit	<b>99</b> quatre-vingt- dix-neuf	<b>100</b> cent