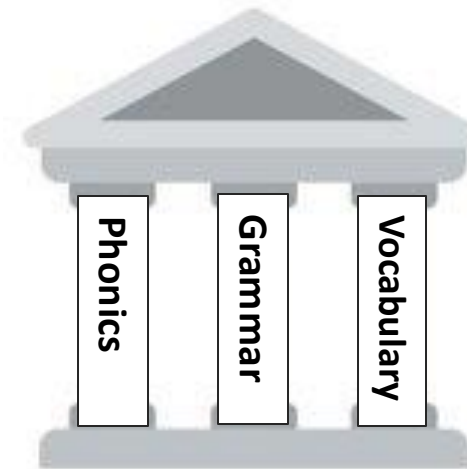
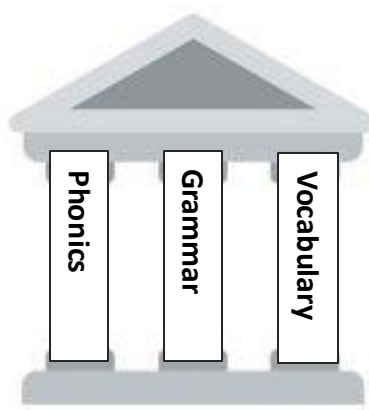




Exmouth Community College
Year 7 French
Theme 1: Identity and relationships
Knowledge Organiser





Why learn French phonics?

French is a phonetical language therefore learning the different sounds and practising them will help you with your pronunciation.

If you learn the different phonics (sounds) this will help you say words you are learning, de-code new words that you hear and help you with your spelling.

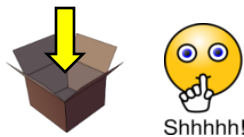



















Why learn French grammar?

Grammar forms the building blocks of a language, for example the word order of a sentence or how to write about the past, present and future. Learning grammatical concepts and structures will help you communicate confidently in French. It allows you to put together sentences along with the vocabulary that you learn. When it is embedded into your memory, it helps you to progress and make learning French easier.

Why learn French vocabulary?

Having a wide vocabulary base enables to do more and understand more. The more words you know and can use the more confident you will feel when learning French.

The 2,000 most common words in a language are the ones most seen in written and spoken language.

<p>SFC [silent final consonant]</p>  <p>danx</p>	<p>a</p>  <p>animal</p>	<p>i</p>  <p>midi</p>	<p>eu</p>  <p>deux</p>	<p>e</p>  <p>je</p>	<p>au [au/eau]</p>  <p>gauche</p>
<p>u</p>  <p>tu</p>	<p>ou</p>  <p>nous</p>	<p>SFE [silent final -e]</p>  <p>timidx</p>	<p>é [é/-er/-ez]</p>  <p>écrire</p>	<p>en/an</p>  <p>enfant</p>	<p>on</p>  <p>Non!</p>
<p>ain/in</p>  <p>train</p>	<p>ê/è</p>  <p>tête [head]</p>	<p>ai</p>  <p>vrai</p>	<p>oi</p>  <p>voir [to see]</p>	<p>ch</p>  <p>chercher</p>	<p>ç/soft c</p>  <p>ici</p>
<p>qu</p>  <p>question</p>	<p>j/soft</p>  <p>jour</p>	<p>-tion</p>  <p>Attention!</p>	<p>ien</p>  <p>bien</p>	<p>Francophoniques</p>	

Unit 1

In unit 1 you will learn:

- How to greet someone.
- How to say how you are.
- How to say your name.
- How to say someone else's name.
- A range of common French names.
- The words for brother and sister.

You will also learn how to ask questions about:-

- How you are feeling.
- Names.

Grammar

- **I am** (être – 1st person).
- **I am called** (s'appeler – 1st person).
- **You are called** (s'appeler – 2nd person).
- **He/she is called** (s'appeler – 3rd person).

Phonics


- SFC
- A
- SSC [i]

Tier 2 & 3 Vocabulary Definitions.

Subject Pronouns

The subject pronouns indicates **the person doing the verb.**

e.g. **I, you, he/she**



Adjectives

Adjectives are words which **describe** someone or something.

E.g. A **tall** man, a **green** jumper.



Adjectival agreements

In French, the **adjective ending** changes if it is describing a boy (masculine) or a girl (feminine)



Masculine e.g. Je suis **content** = I am happy



Feminine e.g. Je suis **contente** = I am happy

Usually we add an **e** to make the adjective **feminine!**

Unit 2

In unit 2 you will learn:

- How old you and other people are.
- To say how many siblings you have.

You will also learn how to ask questions about:-

- Names.
- Ages

Grammar

- **I have + age** (avoir – 1st person).
- **You have + age** (avoir – 2nd person)
- **He/She has + age** (avoir – 3rd person).

Phonics

- SSC [eu]
- SSC [e]


You will also revisit:

- How to say your name.
- How to say someone else's name.
- A range of common French names.
- The words for brother and sister.
- I am called (s'appeler – 1st person).
- You are called (s'appeler – 2nd person).
- He/she is called (s'appeler – 3rd person).

Tier 2 & 3 Vocabulary Definitions.

Subject Pronouns

The subject pronouns indicates **the person doing the verb.**
e.g. **I, you, he/she**



Nouns


A noun is a word that represents a **person, thing, concept, or place** (e.g. **John, house, love, Exmouth**).



Plurals of nouns

***Plural** means **more than one.**

In English we normally **add an s** to make a noun plural
e.g. **one brother, two brothers.**



Unit 2

I can say what I am called, how old I am and talk about siblings.

Subject	Verb	French names	Connective	Verb	Number	Years
Je I	m'appelle am called	Alexandre Anthony Annabelle Béatrice Charles Denis Émilie Frédéric Isabelle Joséphine Julien Marie Paul Tristan	et and	j'ai I have *	1 un	an year
				il/elle a he/she has *	2 deux 3 trois 4 quatre 5 cinq 6 six 7 sept 8 huit 9 neuf 10 dix 11 onze 12 douze 13 treize 14 quatorze 15 quinze	ans years
Mon frère My brother	s'appelle is called					
Ma sœur My sister						

***You "have"
your age in
French!**

Verb	Noun – brothers or sisters / siblings
J'ai I have	un frère. (1 brother) deux frères. (2 brothers) trois frères. (3 brothers) une sœur. (1 sister) deux sœurs. (2 sisters) trois sœurs. (3 sisters)
Je n'ai pas de I do not have	frères/ sœurs. (brothers/sisters)
Je suis I am	fils unique. (an only child – male) filles unique. (an only child – female)

Je n'ai ni de frère ni de sœur = I have neither brothers nor sisters

Un demi-frère = a half-brother
Une demi-sœur = a half sister

Comment t'appelles-tu?	What are you called?
Quel âge as-tu?	How old are you?
Tu as des frères et des sœurs?	Do you have any brothers and sisters?
Quel âge a-t-il/elle?	How old is he/she?

Unit 3

In unit 3 you will learn:

- How to say your friend's name.
- Where you are from and nationalities.
- How old you are.
- When your birthday is.

You will also learn how to ask questions about:-

- Where you are from.
- Age.
- Birthday dates.

Grammar

- **You are** (être – 2nd person).
- **I have + age** (avoir – 1st person).
- **You have + age** (avoir – 2nd person).
- **Dates**

Phonics

- SSC [eau/au/o]
- SSC u
- ou

You will also revisit:

- How to say your name.
- Asking names.
- I am called (s'appeler – 1st person).
- You are called (s'appeler – 2nd person).
- He/she is called (s'appeler – 3rd person).
- I am (être – 1st person).

Tier 2 & 3 Vocabulary Definitions.

Subject Pronouns

The subject pronouns indicates **the person doing the verb.**

e.g. **I, you, he/she**



Adjectives

Adjectives are words which **describe** someone or something.

E.g. A **tall** man, a **green** jumper.



Adjectival agreements

In French, the **adjective ending** changes if it is describing a boy (masculine) or a girl (feminine)



Masculine e.g. Je suis **français** = I am French



Feminine e.g. Je suis **française** = I am French

Usually we add an **e** to make the adjective **feminine!**

Unit 3

I can say my name, where I'm from, my age, when my birthday is where I am from and my nationality.

***You "have" your age in French!**

Comment t'appelles-tu?
Tu es d'où?

What are you called?
Where are you from?

Quel âge as-tu?
C'est quand ton anniversaire?

How old are you?
When is your birthday?

Verb + name	Verb + place Verb + age	Connective	Birthday structure	Number	Month
Je m'appelle Julien I am called Julien	je suis de Paris I am from Paris Je viens de Paris I come from Paris *j'ai X ans I am X years old	et and	mon anniversaire est le My birthday is on the	1 premier first 2 deux 3 trois 4 quatre 5 cinq 6 six 7 sept 8 huit 9 neuf 10 dix 11 onze 12 douze 13 treize 14 quatorze 15 quinze 16 seize 17 dix-sept 18 dix-huit 19 dix-neuf 20 vingt 21 vingt-et-un 22 vingt-deux 23 vingt-trois 24 vingt-quatre 25 vingt-cinq 26 vingt-six 27 vingt-sept 28 vingt-huit 29 vingt-neuf 30 trente 31 trente-et-un	janvier January février February mars March avril April mai May juin June juillet July août August septembre September octobre October novembre November décembre December
Mon amie s'appelle Catherine My friend is called Catherine Mon ami s'appelle Maxime My friend is called Maxime	il/elle est de Biarritz he/she is from Biarritz *il/elle a X ans he/she is X years old		son anniversaire est le his/her birthday is on the		

Unit 3

I can say my name, where I'm from, my age, when my birthday is where I am from and my nationality.

Tu es de quelle nationalité?
 Tu es d'où?
 Tu viens d'où?

What nationality are you?
 Where are you from?
 Where do you come from?

Verb + name	Verb + place	Connective + verb	nationality	
<p>Je m'appelle Julien, I am called Julien,</p>	<p>je suis de I am from</p> <p>Je viens de I come from</p> <p>de l'Angleterre from England de l'Écosse from Scotland de l'Irlande from Ireland du Pays de Galles from Wales</p> <p>de la France from France de la Belgique from Belgium de l'Espagne from Spain</p> <p>de l'Italie from Italy de la Suisse from Switzerland de Gibraltar from Gibraltar du Portugal from Portugal</p> <p>du Sénégal from Senegal de la Réunion from La Reunion de la Martinique from Martinique de la Tunisie from Tunisia du Maroc from Morocco du Canada from Canada des États-Unis from the United States</p> <p>de l'Europe from Europe de l'Afrique from Africa</p>	<p>et je suis and I am</p>	<p>anglais English écossais Scottish gallois Welsh irlandais Irish</p> <p>français French espagnol Spanish</p> <p>canadien Canadian américain American</p> <p>européen European</p>	masculin
<p>Je m'appelle Isabelle, I am called Julien,</p>	<p>de l'Italie from Italy de la Suisse from Switzerland de Gibraltar from Gibraltar du Portugal from Portugal</p> <p>du Sénégal from Senegal de la Réunion from La Reunion de la Martinique from Martinique de la Tunisie from Tunisia du Maroc from Morocco du Canada from Canada des États-Unis from the United States</p> <p>de l'Europe from Europe de l'Afrique from Africa</p>		<p>anglaise English écossaise Scottish galloise Welsh irlandaise Irish</p> <p>française French espagnole Spanish</p> <p>canadienne Canadian américaine American européenne European</p>	

Unit 4

In unit 4 you will learn:

- Describe your hair and eyes.
- Describe someone's hair and eyes.

You will also learn how to ask questions about:-

- Eye colour and hair colour and style.

Grammar

- **I wear** (porter – 1st person)
- **You wear** (porter – 2nd person)

Phonics

- Silent final 'e'
- 'é' (-er, -ez)
- SSC 'en'

You will also revisit:

- How to say your name.
- How to say someone's name.
- How to say your age.
- Asking names.
- Asking age.
- I am called (s'appeler – 1st person).
- You are called (s'appeler – 2nd person).
- He/she is called (s'appeler – 3rd person).
- I have (avoir – 1st person).
- You have (avoir – 2nd person).

Tier 2 & 3 Vocabulary Definitions.

Adjectives

Adjectives are words which **describe** someone or something.

E.g. A **tall** man, a **green** jumper.



Adjectival agreements

In French, the **adjective ending** changes if it is describing something **plural = more than one** e.g. eyess

e.g. J'ai les yeux **bleus** = I have blue eyess



Usually, we add a **silent s** to make the adjective **plural!**

Unit 4

I can describe hair and eyes

Comment t'appelles-tu?
Comment es-tu?

What are you called?
What are you like?

Tu as les yeux de quelle couleur?
Tu as les cheveux de quelle couleur?

What colour are your eyes?
What colour is your hair?

Verb	Name	Connective	Verb	Age
Je m'appelle I am called Il/ Elle s'appelle He/She is called	Anthony Charles Pierre Émilie Isabelle Marie Jules Julien Robert	et and	j'ai I have il/ elle a he/she has	six ans 6 years sept ans 7 years huit ans 8 years neuf ans 9 years dix ans 10 years onze ans 11 years douze ans 12 years treize ans 13 years quatorze ans 14 years quinze ans 15 years
J'ai les cheveux I have hair Il/Elle a les cheveux He/She has hair	Colour blonds blond bruns brown châtains light brown noirs black roux red	et and	Style courts short en épis spiky frisés curly longs long mi-longs mid-length ondulés wavy raides straight rasés shaved	In the negative form " des " and " un/une " change to " de ." Je ne porte pas de lunettes = I don't wear glasses. Je n'ai pas de barbe = I don't have a beard
J'ai les yeux I have eyes Il/Elle a les yeux He/She has eyes	bleus blue marron brown noirs black verts green	et and	Verb je porte I wear il/ elle porte he/she wears j'ai I have il a he as	Noun des lunettes glasses une moustache a moustache une barbe a beard

Unit 5

Grammar time!

In unit 5 you will learn:

- Immediate family members.

Grammar

- How to conjugate the verb **avoir = to have** (all forms)
- How to say “**my**” for masculine, feminine and plural.

Phonics

- ‘an’, ‘on’

You will also revisit:


- Describing hair.
- Describing eyes.
- Asking questions about hair and eyes.
- Siblings.

Tier 2 & 3 Vocabulary Definitions.

Subject Pronouns

The subject pronouns indicates **the person doing the verb.**

e.g. **I, you, he/she, we, you all, they**



The infinitive

The infinitive is the **basic form of a verb** with no person doing the action e.g. **to see, to jump, to talk**

French examples:

Parler = to speak

Manger = to eat

Avoir = to have

Conjugation

In English you cannot take a verb e.g. **to be** and then say “**I be, you be, he be, she be...!**”

You have to change the spelling of the verb e.g. I **am**, you **are**, he **is**, she **is**....

You have to do the same in French

Conjugation

Conjugation is when you **change the verb** according to **who** it doing it

e.g. **Avoir to have**

J'ai I have

Tu as you have

Il a he has

Unit 5

Grammar time! I can conjugate avoir = To have.
I can describe my immediate family's hair and eyes

Tu as les yeux de quelle couleur? What colour are your eyes?
Tu as les cheveux de quelle couleur? What colour is your hair?

Subject	Verb	Eyes/ hair	Adjective
J'	ai I have		blonds blond bruns brown châtains light brown noirs black roux red courts short en épis spiky frisés curly longs long mi-longs mid-length ondulés wavy raides straight rasés shaved
Tu you	as (you) have		
Il / Elle He/ She Ma sœur My sister Mon frère My brother Ma mère My mother Mon père My father	a (he/she) has		
Nous We Toi et moi You and I Ma mère et moi My mother and I Mon père et moi My father and I	avons (we) have	les yeux the eyes	bleus blue marron brown noirs black verts green
Vous You * plural and formal singular	avez (you) have		
Ils/ Elles They (masculine/ mixed and feminine) Mes sœurs/ Mes frères My sisters/ My brothers Mes parents My parents	ont (they) have		

A **cognate** is a word which is **identical or very similar** in French and English

Exemples:

Le football (le foot), le chocolat, une guitare



* Attention à la prononciation!

J'ai = I have

Tu as = You have

Il/ Elle/ On a = He/She/We (one) has/have

Nous avons = We have

Vous avez = You have

Ils/Elles ont = They have

Cognates that you can use with avoir!

un portable = a mobile phone

un smartphone = a smartphone

une tablette = a tablet

une télévision = a television

une guitare = a guitar

une radio = a radio

un secret = a secret

un sandwich = a sandwich

un animal = an animal





un éléphant = an elephant

une banane = a banana

une orange = an orange

un hamburger = a hamburger

du chocolat = some chocolate



Tier 2 & 3 Vocabulary Definitions.

A **cognate** is a word which is **identical or very similar** in French and English

Exemples:

Le football (le foot), le chocolat, une guitare




* Attention à la prononciation!

A **false friend** is a word which **LOOKS identical or very similar** in French and English. **However**, it means something **different**.

Exemples:

Des raisins = some grapes

L'hôtel de ville = the town hall



Cognates!

Une banane Le cinéma
 La musique Le rugby Je déteste
 Le foot Un éléphant Internet
 J'adore
 Le volley Une opinion Une télévision
 Je préfère Le tennis Une guitare Un secret
 Le sport Une orange Le chocolat

False friends!

Des raisins



L'hôtel de ville



L'addition



Des baskets



Du thé



Des chips



Travailler
(voyager = to travel)



Une journée



Un magasin



Une librairie



Unit 6

In unit 6 you will learn:

- To say how many people are in your family.
- To say if you get on with family members or not.
- To say extended family vocabulary.
- Numbers 1-100

You will also learn how to ask questions about:-

- How many people are in someone's family.
- Whether people get on with family members.

Grammar

- **I get on with** (s'entendre – 1st person).
- **You get on with** (s'entendre – 2nd person).
- **Negatives:** I don't get on with.
- **Adjectives:** grand = big and petit = small.

• Phonics:

- La liaison
- [ain/in]

You will also revisit:

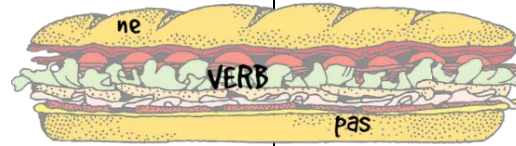
- Immediate family members
- Numbers 1-31
- How to say "my" for masculine and feminine.

Tier 2 & 3 Vocabulary Definitions.

Negatives

Negative words are words like "don't" "never" and "nothing".

The Negative Sandwich!



Je suis = I am

Je **ne** suis **pas** = I am **not**

To make je suis negative we add **ne** and **pas** around **suis**....
...like a sandwich!

Adjectives

Adjectives are words which describe someone or something.

E.g. A **tall** man, a **green** jumper.

Adjectival agreements

In French, the **adjective ending** changes if it is describing a boy (masculine) or a girl (feminine)



Masculine e.g. Je suis **content** = I am happy



Feminine e.g. Je suis **contente** = I am happy

Usually we add an **e** to make the adjective **feminine**!

Unit 6

I can talk about family members, saying their age and if I get on with them.

Il y a combien de personnes dans ta famille?

How many people are there in your family?

Tu t'entends bien avec ton père/ ta mère?

Do you get on well with your mother/father?

Quel âge a-t-il/elle?

How old is he/she?

Verb	Possessive adjective (my) + family member	Verb	Number	Years
<p>Dans ma famille j'ai In my family I have</p> <p>Il y a quatre personnes dans ma famille There are <u>four</u> people in my family</p> <p>Je m'entends bien avec I get on well with</p> <p>Je ne m'entends pas bien avec... I don't get on well with</p> <p>J'adore I love J'aime I like J'aime beaucoup I really like Je préfère I prefer Je n'aime pas I don't like Je déteste I hate</p>	<p>mon cousin, Tanguy. My cousin, Tanguy. mon grand-père, Léon. My grandfather, Léon. mon père, Jean. my father, Jean. mon oncle, Ivan. my uncle, Ivan. mon grand frère, Ronan. my big brother Ronan. mon petit frère, Olivier. my little brother Olivier.</p>	<p>Il a He has + age</p>	<p>un 1</p>	an year
	<p>ma cousine, Claire. my (girl) cousin Claire. ma grand-mère, Adeline. my grandmother Adeline. ma mère, Anne. my mother Anne. ma tante, Gisèle. my aunt Gisèle. ma grande sœur, Léa. my big sister Léa. ma petite sœur, Sophie. my little sister Sophie.</p>		<p>Elle a He has + age</p>	<p>2 deux 3 trois 4 quatre 5 cinq 6 six 7 sept 8 huit 9 neuf 10 dix 11 onze 12 douze 13 treize 14 quatorze 15 quinze 16 seize 17 dix-sept 18 dix-huit 19 dix-neuf 20 vingt 21 vingt-et-un 22 vingt-deux 30 trente 31 trente-et-un 40 quarante 50 cinquante 60 soixante 70 soixante-dix 80 quatre-vingts 90 quatre-vingt-dix 100 cent</p>
				18

L'alphabet

A ah	B bay	C say	D day	E euh	F eff	G jhay
H ash	I ee	J jhee	K kah	L ell	M emm	N enn
O oh	P pay	Q koo	R air	S ess	T tay	U oo
V vay	W doobluh -vay	X eeks	Y ee- grek	Z zed		

1 un	2 deux	3 trois	4 quatre	5 cinq	6 six	7 sept	8 huit	9 neuf	10 dix
11 onze	12 douze	13 treize	14 quatorze	15 quinze	16 seize	17 dix-sept	18 dix-huit	19 dix-neuf	20 vingt
21 vingt et un	22 vingt-deux	23 vingt-trois	24 vingt-quatre	25 vingt-cinq	26 vingt-six	27 vingt-sept	28 vingt-huit	29 vingt-neuf	30 trente
31 trente et un	32 trente-deux	33 trente-trois	34 trente-quatre	35 trente-cinq	36 trente-six	37 trente-sept	38 trente-huit	39 trente-neuf	40 quarante
41 quarante et un	42 quarante-deux	43 quarante-trois	44 quarante- quatre	45 quarante-cinq	46 quarante-six	47 quarante-sept	48 quarante-huit	49 quarante-neuf	50 cinquante
51 cinquante et un	52 cinquante- deux	53 cinquante- trois	54 cinquante- quatre	55 cinquante-cinq	56 cinquante-six	57 cinquante-sept	58 cinquante-huit	59 cinquante- neuf	60 soixante
61 soixante et un	62 soixante-deux	63 soixante-trois	64 soixante- quatre	65 soixante-cinq	66 soixante-six	67 soixante-sept	68 soixante-huit	69 soixante-neuf	70 soixante-dix
71 soixante et onze	72 soixante-douze	73 soixante-treize	74 soixante- quatorze	75 soixante- quinze	76 soixante-seize	77 soixante-dix- sept	78 soixante-dix- huit	79 soixante-dix- neuf	80 quatre-vingts
81 quatre-vingt- un	82 quatre-vingt- deux	83 quatre-vingt- trois	84 quatre-vingt- quatre	85 quatre-vingt- cinq	86 quatre-vingt- six	87 quatre-vingt- sept	88 quatre-vingt- huit	89 quatre-vingt- neuf	90 quatre-vingt- dix
91 quatre-vingt- onze	92 quatre-vingt- douze	93 quatre-vingt- treize	94 quatre-vingt- quatorze	95 quatre-vingt- quinze	96 quatre-vingt- seize	97 quatre-vingt- dix-sept	98 quatre-vingt- dix-huit	99 quatre-vingt- dix-neuf	100 cent