



Exmouth Community College

Spanish – Year 8 Mi tiempo libre

Knowledge Organiser





Spanish – Year 8 tiempo libre Knowledge Organiser Contents page



Page number(s)	Subject	Claro 1/2 page number(s)
Page 3	How to use your Knowledge Organiser	
Page 4	Mi tiempo libre	Claro 1 Pg 53-55
Page 5	Mi tiempo libre 2	Claro 1 Pg 53-55
Page 6	Year 7 most common mistakes	
Page 7	Year 8 most common mistakes	
Page 8	Present tense	
Page 9	Cheeky verbs	
Page 10	Reflexive verbs	
Page 11	The conditional	

In Class

Quiz your neighbour	Your teacher will tell you which section to focus on. Test each other.
Low stakes quiz	Sometimes your teacher will prepare a quick quiz for you at the start of the lesson.
Key Words	As you come across key words in lessons, tick them off. Record them in your book.
Key words in context	Sometimes your teacher will ask you to practice writing sentences using key words/vocabulary/grammar.
Meanings/Spelling test	Sometimes your teacher will give you a meaning/spelling test on the key words/vocabulary/grammar.
References	If you get stuck, check whether the information you need is here.
Extended writing	Incorporate the information you have learnt into long pieces of writing to show more specialist in depth knowledge.
Knowledge test	Once a term, your teacher will give you a test to see how well you have learnt the information. These marks will help your teacher decide how you are progressing against your KS3 target colour.

At home

40 minutes per week	Your teacher will tell you which section to learn each week.
Quiz Yourself	Sometimes your teacher will prepare a quick quiz for you at the start of the lesson.
Create flashcards	Turn the information into flashcards (Spanish – English). You could also include pictures.
Quizlet	Use Quizlet to help you learn the vocabulary.
Application	Once you have learnt the information on the Knowledge Organiser, your teacher will test you in the next lesson. This could be in the form of a test/quiz etc.. You can also apply your knowledge to improve your classwork/homework, especially longer pieces of writing, by adding more specialist knowledge.
Revise	Use your flashcards/quizlet/exercise book & booklets/Knowledge Organiser etc... to revise regularly as you will be tested on your progress in lessons (weekly/once a term).



Exmouth Community College
Spanish – Mi tiempo libre (My free time)

Mi tiempo libre – My free time



los pasatiempos	hobbies
bailar salsa	to dance salsa
chatear en el móvil	to chat on the phone
descansar en casa	to relax at home
escuchar música	to listen to music
jugar a la videoconsola	to play on the games console
leer libros	to read books
navegar por internet	to surf the internet
practicar/hacer deportes	to do/play sports
salir con mis amigos	to go out with friends
ver la tele	to watch tv
la discoteca	nightclub
estupendo/a	wonderful
favorito/a	favourite
interesante	interesting
el programa	programme
el tipo	type



Soy muy deportista – I'm very sporty

los deportes	Sports
los deportes acuáticos	Water sports
Jugar al...	To play...
bádminton	badminton
baloncesto	basketball
balonmano	hand ball
beisbol	baseball
fútbol	football
golf	golf
rugby	rugby
tenis	tennis
voleibol	volleyball
Hacer...	To do...
atletismo	athletics
ballet	ballet
boxeo	boxing
ciclismo	cycling
equitación	horse riding
gimnasia	gymnastics
natación	swimming



Más vocabulario

con	With
deportista	sporty
el/la deportista	sportsperson
diferente	Different
excelente	Excellent
terrible	Terrible
el equipo	team
el partido	match
la selección nacional	national team






Exmouth Community College
Spanish – Mi tiempo libre/ Soy muy deportista (My free time)

Mis gustos deportivos – My sporting tastes

aburrido/a	boring
apasionante	exciting
difícil	difficult
divertido/a	fun
emocionante	exciting
fácil	easy
lento/a	slow
rápido/a	fast
Me chifla	I love
Me fascina fascinates me
Me interesa interests me
Me mola	I love

En mi opinión In my opinion

Para mí	For me
porque	because



Practicar – to practise

yo	practico	I practise
tú	practicás	You practise
él/ella	practica	He/She practises
nosotros	practicamos	We practise
vosotros	practicáis	You practise
ellos/as	practican	They practise

Hacer – to do


yo	hago	I do
tú	haces	You do
él/ella	hace	He/She does
nosotros	hacemos	We do
vosotros	hacéis	You do
ellos/ellas	hacen	They do

El tiempo - weather

¿Qué tiempo hace?	What's the weather like?
Hace (mucho) calor	It's (very) hot
Hace frío	It's cold
Hace sol	It's sunny
Hace viento	It's windy
Hay niebla	It's foggy
Hay tormenta	It's stormy
Llueve (mucho)	It's raining (a lot)
Nieva	It's snowing
El pronóstico	forecast




cuando	when
si	if



El tiempo cont...

el calor	heat
el frío	cold
el invierno	winter
la lluvia	rain
la niebla	fog
la nieve	snow
el sol	sun
la tormenta	Storm
el viento	Wind



Year 7 Most Common Mistakes!

Greetings and self-introductions

English	Spanish	Check!
My name is	Me llamo	Spelling & pronunciation.
How are you?	¿Qué tal?	Punctuation = ¿?, accent
Hi!	¡Hola!	Punctuation
I am 12	Tengo 12 años	Spelling & pronunciation

We **have** our age:
Tengo 12 años



Numbers

English	Spanish	Check!
4	cuatro	Spelling & pronunciation! 1 5 2 4 3
5	cinco	
6	seis	
7	siete	
9	nueve	
10	diez	
20	veinte	

Birthday/Date

To tell your birthday, remember this pattern
Mi cumpleaños es **el 18 de** (of) **noviembre**.
Remember to check **NOT** capital letters on the month.



Remember the **days of the week!**

lunes, martes, miércoles, jueves, viernes, sábado, domingo



Opinions

English	Spanish	Check!
I like	Me gusta	Me ahead of gusta
I don't like	No me gusta	No ahead of the verb
I hate	Odio	NO <u>me</u> ahead of odio

Colours!

To express your **opinion** about them, remember to put **el** ahead of the colour.

Me gusta **el** amarillo

Colour endings

blanco = **masculine**
blanca = **feminine**
blancos = **masculine plural**
blancas = **feminine plural**
*marrón, azul, verde, gris, naranja and rosa don't change gender, only number.

School equipment



English	Spanish	Check!
A sheet of paper	Una hoja	Silent h and feminine
Pencil - pencils	Lápiz-lápices	Accent and plural
A pencil case	Un estuche	masculine and spelling



Animals and family

English	Spanish	Check!
A dog	Un perro	Spelling, single r = pero = but
My dad	Mi padre	Mum & dad are two different words but for the rest of relatives just change the o for an a to make the feminine.
My mum	Mi madre	Masculine
My brother	Mi hermano	Feminine
My sister	Mi hermana	



Check word order! Tengo **los ojos azules** = I have **blue eyes**
Adjectives always follow the nouns!!



Year 8 Most Common Mistakes!

Mi tiempo libre- My free time

English	Spanish	Check!
To talk on the phone	chatear en el móvil	Spelling & pronunciation.
To do sports	practicar/hacer deportes	Punctuation = ¿?, accent
To go out with my friends	salir con mis amigos	Punctuation Spelling & pronunciation

A = un (m), una (f), unos (m plural) unas (f plural)

The = el (m), la (f), los (m plural) las (f plural)

Los deportes- Sports

English	Spanish	Check!
Football	El fútbol	Acute accent & spelling!
Horse riding	La equitación	Acute accent
Swimming	La natación	Acute accent
Tennis	El tenis	Spelling!



Remember!

We use the verb 'jugar' when we talk about ball sports.
We use the verb 'hacer' when we talk about sports without a ball.



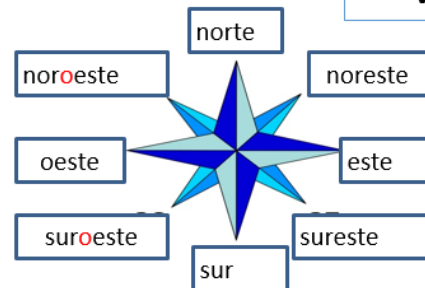
Key irregular verbs:

Soy= I am
Tengo = I have
Voy= I go

Jugar – to play		
yo	juego	I play
tú	juegas	You play
él/ella	juega	He/She plays
nosotros	jugamos	We play
vosotros	jugáis	You play
ellos/ellas	juegan	They play



Hacer – to do		
yo	hago	I do
tú	haces	You do
él/ella	hace	He/She does
nosotros	hacemos	We do
vosotros	hacéis	You do
ellos/ellas	hacen	They do



El tiempo- The weather



English	Spanish	Check!
It's sunny	Hace sol	Hace = it is
It's rainy	Llueve	Spelling!
It's windy	Hay viento	Hay = it is/ there is

Opinions

English	Spanish	Check!	Opinion + infinitive verb	Opinion + n for plurals!
I like	Me gusta(n)	Me ahead of gusta	Odio +bailar salsa	Me gusta mi gato
I don't like	No me gusta(n)	No ahead of the verb	Me gusta + leer	Me gustan mis gatos
I hate	Odio	NO me ahead of odio		

Check **word order** and **adjective endings!**

Tengo los **ojos azules** = I have **blue eyes**.

Tengo el pelo **castaño** = I have **brown hair**

Adjectives always follow the noun!!





Verbos - El presente

(1) - AR	hablar – to talk	
yo	hablo	I talk
tú	hablas	You talk
él/ella	habla	He/She talks
nosotros	hablamos	We talk
vosotros	habláis	You all talk
ellos/ellas	hablan	They talk

Verbos AR	
estudiar	to study
repasar	to revise
usar	to use
cocinar	to cook
trabajar	to work
gritar	to shout

(4) - IRREG	Tener – to have	
yo	tengo	I have
tú	tienes	You have
él/ella	tiene	He/She has
nosotros	tenemos	We have
vosotros	tenéis	You all have
ellos/ellas	tienen	They have

(2) - ER	Aprender – to learn	
yo	aprendo	I learn
tú	aprendes	You learn
él/ella	aprende	He/She learns
nosotros	aprendemos	We learn
vosotros	aprendéis	You all learn
ellos/ellas	aprenden	They learn

Verbos ER	
aprender	to learn
comer	to drink
correr	to run
hacer	to do

(5) - IRREG	Ser – to be	
yo	soy	I am
tú	eres	You are
él/ella	es	He/She is
nosotros	somos	We are
vosotros	sois	You all are
ellos/ellas	son	They are

(3) - IR	Vivir – to live	
yo	Vivo	I live
tú	Vives	You live
él/ella	Vive	He/She lives
nosotros	Vivimos	We live
vosotros	Vivís	You all live
ellos/ellas	Viven	They live

Verbos IR	
vivir	to live
escribir	to write
abrir	to open

(6) - IRREG	Estar – to be	
yo	estoy	I am
tú	estás	You are
él/ella	está	He/She is
nosotros	estamos	We are
vosotros	estáis	You all are
ellos/ellas	están	They are

(7) - IRREG	Hacer – to do/make	
yo	hago	I do
tú	haces	You do
él/ella	hace	He/She does
nosotros	hacemos	We do
vosotros	hacéis	You all do
ellos/ellas	hacen	They do

(8) - IRREG	Ir – to go	
yo	voy	I go
tú	vas	You go
él/ella	va	He/She is
nosotros	vamos	We go
vosotros	vais	You all go
ellos/ellas	van	They go

(9) - IRREG	salir – to go out	
yo	salgo	I go out
tú	sales	You go out
él/ella	sale	He/She is goes
nosotros	salimos	We gobout
vosotros	salís	You all go out
ellos/ellas	salem	They go out

Cheeky Verbs

Cheeky Verbs		u > ue	Cheeky	jugar – to play	
yo	✓ Cheeky	yo	✓	juego	I play
tú	✓ Cheeky	tú	✓	juegas	You play
él/ella	✓ Cheeky	él/ella	✓	juega	He/She plays
nosotros	X No	nosotros	X	jugamos	We play
vosotros	X No	vosotros	X	jugáis	You all play
ellos/ellas	✓ Cheeky	ellos/ellas	✓	juegan	They play

u > ue	Cheeky	perder – to lose	
yo	✓	pi ^{er} do	I lose
tú	✓	pi ^{er} des	You lose
él/ella	✓	pi ^{er} de	He/She loses
nosotros	X	perdimos	We lose
vosotros	X	perdeís	You all lose
ellos/ellas	✓	pi ^{er} dan	They lose

vol^{er} – to return
(o>ue)

e > ie	Cheeky	preferir – to prefer	
yo	✓	prefi ^{er} o	I prefer
tú	✓	prefi ^{er} es	You prefer
él/ella	✓	prefi ^{er} e	He/She prefers
nosotros	X	preferimos	We prefer
vosotros	X	preferís	You all prefer
ellos/ellas	✓	prefi ^{er} en	They prefer

pens^{ar} – to think
(e>ie)



Reflexive Verbs

Reflexive Pronouns	
yo	Me
tú	Te
él/ella	Se
nosotros	Nos
vosotros	Os
ellos/ellas	Se

	Reflexive Pronoun	Llamarse – to call (oneself)	
yo	Me	llam o	I call (myself)
tú	Te	llam as	You call (yourself)
él/ella	Se	llam a	He/She calls (him/her self)
nosotros	Nos	llam amos	We call (ourselves)
vosotros	Os	llam áis	You all call (yourselves)
ellos/ellas	Se	llam an	They call (themselves)

acostarse	to go to bed
afeitarse	to shave
bañarse	to bathe
ducharse	to shower
enfadarse	to get angry
lavarse	to wash
Levantarse	to get up
pelearse	to fight
peinarse	to comb
quedarse	to stay
sentarse	to sit

The near future tense (el future inmediato)

By combining a form of the verb **ir** in the present tense with the preposition **a** and an **infinitive**, you can say what you or others are going to do in the near future.

Voy
Vas
Va
Vamos
Vais
Van

} + **a** + **infinitive**

Voy a ir de vacaciones – I am going to go on holiday

Vas a hacer los deberes – You are going to do homework.

Va a estudiar mucho – He/She is going to study a lot.

Vamos a ir de vacaciones – We are going to go on holiday

Vais a hacer los deberes – You are all going to do homework.

Van a ir de vacaciones – They are going to go on holiday


The Conditional tense (el condicional)

The conditional is usually translated into English as 'would'. To form the conditional in Spanish, add the following endings to the infinitive form of the verb.

	AR, ER & IR
yo	ía
tú	ías
él/ella	ía
nosotros	íamos
vosotros	íais
ellos/ellas	ían

	hablar	comer	vivir
yo	hablaría	comería	comería
tú	hablarías	comerías	comerías
él/ella	hablaría	comería	comería
nosotros	hablaríamos	comeríamos	comeríamos
vosotros	hablaríais	comeríais	comeríais
ellos/ellas	hablarían	comerían	comerían

Note that the irregular verbs in the future tense are also irregular in the conditional



Poner	To put	Pondr-
Decir	To say	Dir-
Haber	To have	Habr-
Salir	To go out	Saldr-
Hacer	To do	Har-
Poder	To be able	Pod-
Tener	To have	Tendr-
Querer	To want	Querr-
Saber	To know	Sabr-
Venir	To come	Vendr-